

College of Music (Academic) Data Booklet

Spring Term 2008
Quality Enhancement
Review

prepared by the Office of Institutional Research
Budget & Analysis Department



Music - Academics
SPRING TERM 2008

Most recent available statistics

		Report Page No(s)
Degrees Offered	58	1-2
Faculty	97	3-5
Majors (Fall 2007 Headcount)		
Undergraduate	832	6-38
Graduate	251	6-38
Doctorate	163	6-38
Total	1,246	6-38
2006-2007 Degrees Awarded	289	39-49
Average Class Size (Fall 2006)		
Undergraduate		
Lower - classroom	35.8	50
Upper - classroom	12.3	50
Graduate - classroom	7.2	50
Credit Hours - Annual (2006-2007)		
Fundable	37,459	51
Non-fundable	660	52
Total	38,119	53
University (fundable)	1,064,517	SDCF*
2006-2007 Department Fundable Hours As Percent of University Fundable Hours	3.5%	calculated
Student FTE's- Annual (state fundable 2006-2007)	981.5	51
Credit Hours Percentages by Instructor Type (Fall 2006)		54
Faculty	62.2%	calculated
OPS Regular Faculty	1.1%	calculated
Adjuncts	0.1%	calculated
Graduate Assistants	36.6%	calculated
A&P/USPS	0.0%	calculated
Phased Retirement	0.0%	calculated
Others	0.0%	calculated
Average Total Credit Hours Taught per Faculty FTE (All Hours, 2006-2007)		
Fall Term	124.3	54
Spring Term	118.5	54
Academic Year	242.8	calculated
Annual Student FTE's Taught by all Faculty (Fall & Spring total hrs converted to annual FTE's, 2006-2007)		57
Undergraduate (academic year hours/40)	297.4	calculated
Graduate (academic year hours/32)	97.0	calculated
Total	394.4	calculated
Delaware Study+, Hours Taught per Faculty (instructional faculty only, Fall 2005, national research univ.)	129	60
FSU Hours taught per Faculty (instructional faculty only, Fall 2005)	137	60
Doctoral Students/Faculty Ratio (source: Research-Doctorate Programs in the United States- 1993 Study, N.R.C.)		
National Average	Latest N.R.C. results not yet released	NRC*
FSU Average	Latest N.R.C. results not yet released	NRC*
Annual E&G Expenditures (2006-2007)	\$ 11,841,635	64
Annual Student FTE's (state fundable 2006-2007)	981.5	51
Annual E&G Expenditures per Annual Student FTE (2006-2007)	\$ 12,065	calculated
Annual C&G expenditures (2005-2006)	\$ 1,110,821	65
Annual C&G expenditures per Faculty (2005-06) [Using 89.75 Filled Faculty from IR Faculty Salaries Report]	\$ 12,377	calculated

*Note: most statistics are based on the Music - Academics account 187xxx. Related accounts may not be included in expenditures and in faculty courses and hours taught. *SDCF=Student Data Course File, NRC=National Research Council
+ Please contact Donna Smith in FSU IR (644-4203) if you would like additional information about UDE Study.*

Music – Academics
Spring Term 2008

Table of Contents

	<u>Page</u>
Degree Programs	1
The Faculty.....	3
Majors.....	6
Degrees Awarded.....	39
Average Class Size	50
Credit Hours by Semester/Fall & Spring/Annual	
Fundable	51
Non-fundable.....	52
Total	53
Credit Hours and Courses by Instructor Type.....	
E&G Detail 2002-03 to 2006-07	54
Faculty Courses and Hours 2006-07 (Individual Faculty Summary)	
2006-07	55
Delaware Study, Hours Taught per Faculty	58
E&G Budgeted Faculty and Staff Lines.....	63
E&G Beginning of Year Budget	64
C&G Expenditures.....	65
E&G Expenditures by Summary Object Code	66
Unit Accomplishment Summary Pages 1 and 2.....	67

**COLLEGE OF MUSIC
MUSIC
DEGREE PROGRAMS**

Major Name	Major Code	CIP Code	Degree Offered
Arts Administration - Music	447208	500704	Masters
Major Name	Major Code	CIP Code	Degree Offered
Piano Pedagogy	447209	500903	Bachelors
Piano Pedagogy	447209	500903	Masters
Major Name	Major Code	CIP Code	Degree Offered
Music Performance	447210	500903	Bachelors
Music Performance	447210	500903	Masters
Music Performance	447210	500903	Doctorate
Major Name	Major Code	CIP Code	Degree Offered
Brass	447211	500903	Bachelors
Brass	447211	500903	Masters
Brass	447211	500903	Doctorate
Major Name	Major Code	CIP Code	Degree Offered
Harp	447212	500903	Bachelors
Harp	447212	500903	Masters
Harp	447212	500903	Doctorate
Major Name	Major Code	CIP Code	Degree Offered
Organ	447213	500903	Bachelors
Organ	447213	500903	Masters
Organ	447213	500903	Doctorate
Major Name	Major Code	CIP Code	Degree Offered
Percussion	447214	500903	Bachelors
Percussion	447214	500903	Masters
Percussion	447214	500903	Doctorate
Major Name	Major Code	CIP Code	Degree Offered
Piano	447215	500903	Bachelors
Piano	447215	500903	Masters
Piano	447215	500903	Doctorate
Major Name	Major Code	CIP Code	Degree Offered
Strings	447216	500903	Bachelors
Strings	447216	500903	Masters
Strings	447216	500903	Doctorate
Major Name	Major Code	CIP Code	Degree Offered
Voice	447217	500903	Bachelors
Voice	447217	500903	Masters
Voice	447217	500903	Doctorate
Major Name	Major Code	CIP Code	Degree Offered
Woodwinds	447218	500903	Bachelors
Woodwinds	447218	500903	Masters
Woodwinds	447218	500903	Doctorate
Major Name	Major Code	CIP Code	Degree Offered
Harpsichord	447219	500903	Bachelors
Harpsichord	447219	500903	Masters
Harpsichord	447219	500903	Doctorate

**COLLEGE OF MUSIC
MUSIC
DEGREE PROGRAMS**

Major Name	Major Code	CIP Code	Degree Offered
Music Composition	447220	500904	Bachelors
Music Composition	447220	500904	Masters
Music Composition	447220	500904	Doctorate
Major Name	Major Code	CIP Code	Degree Offered
Jazz Studies	447221	500903	Masters
Major Name	Major Code	CIP Code	Degree Offered
Guitar	447222	500903	Bachelors
Major Name	Major Code	CIP Code	Degree Offered
Music History	447230	500902	Bachelors
Major Name	Major Code	CIP Code	Degree Offered
Opera	447240	500908	Masters
Major Name	Major Code	CIP Code	Degree Offered
Music Education	447250	131312	Bachelors
Music Education	447250	131312	Masters
Music Education	447250	131312	Doctorate
Major Name	Major Code	CIP Code	Degree Offered
Choral Music Education	447251	131312	Bachelors
Major Name	Major Code	CIP Code	Degree Offered
Instrumental Music Education	447252	131312	Bachelors
Major Name	Major Code	CIP Code	Degree Offered
Music Therapy	447260	512305	Bachelors
Music Therapy	447260	512305	Masters
Major Name	Major Code	CIP Code	Degree Offered
Music Theory	447270	500904	Bachelors
Music Theory	447270	500904	Masters
Music Theory	447270	500904	Doctorate
Major Name	Major Code	CIP Code	Degree Offered
Musicology	447271	500905	Masters
Musicology	447271	500905	Doctorate
Major Name	Major Code	CIP Code	Degree Offered
Choral Conducting	447280	500903	Masters
Major Name	Major Code	CIP Code	Degree Offered
Instrumental Conducting	447281	500903	Masters
Major Name	Major Code	CIP Code	Degree Offered
Music Performance - Accompanying	447285	500903	Masters
Major Name	Major Code	CIP Code	Degree Offered
Music Theatre - Music	447290	500903	Bachelors
Major Name	Major Code	CIP Code	Degree Offered
Music - Liberal Arts	449300	500901	Bachelors
Major Name	Major Code	CIP Code	Degree Offered
Jazz and Contemporary Media	449301	500901	Bachelors

Source: Degree Program Inventory, FSU and SUS

Music

Demographics of Faculty

NAME	FIRST	HIDEG	DEGREE UNIVERSITY	APPT STATUS	CLASS	ADMIN CODE	TITLE	MO	TENURE	FSU HIRE	GENDER	RACE
ALLEN	MICHAEL	DOCT	University of North Texas	B	9001	99	Professor	09	1	8/1/93	M	W
AMSLER	EVA	Artist Diploma	University Freiberg, Germany	B	9002	99	Associate Professor	09	1	8/1/01	F	W
ANDERSON JR	LEON	MAS	SE Louisianian University	B	9002	99	Associate Professor	09	1	8/7/98	M	B
ANDREWS	PAMELA	MAS	University of Miami	B	9002	99	Associate Professor	09	1	9/1/71	F	W
BAKAN	MICHAEL	DOCT	University of California, Los Angeles	B	9002	99	Associate Professor	09	1	8/1/94	M	W
BARNHART	WILLIAM	BACH	Florida Agricultural and Mechanical Univer,	B	9003	99	Assistant Professor	09	2	8/1/04	M	B
BECKMAN	SETH	DOCT	Ball State University	B	9001	D3	Professor	12	2	7/1/02	M	W
BISH	DEBORAH	DOCT	Arizona State University	B	9002	99	Associate Professor	9	1	8/1/01	F	W
BOWERS	JUDY	DOCT	Louisiana State University	B	9001	99	Professor	09	1	8/1/90	F	W
BREWER	CHARLES	DOCT	City University of New York	B	9002	99	Associate Professor	09	1	8/1/92	M	W
BRIDGER	CAROLYN	DOCT	University of Iowa	B	9001	99	Professor	09	1	9/1/76	F	W
BRISTER	WANDA	DOCT	University of Nevada-Las Vegas	B	9003	99	Assistant Professor	09	2	8/1/03	F	W
BUCHLER	MICHAEL	DOCT	Eastman School of Music, U of Rochester	B	9003	99	Assistant Professor	09	2	8/1/02	M	W
CALLENDER	CLIFTON	DOCT	University of Chicago	B	9003	99	Assistant Professor	09	2	8/1/02	M	W
CHAPO	ELIOT	Artist Diploma	Curtis Institute of Music	B	9001	99	Professor	09	1	8/1/84	M	W
CLARK	DAN	MAS	Ohio State University & U of Illinois	B	9053	L1	Librarian	12	3	8/1/94	M	W
CLARY	RICHARD	MAS	Arizona State University	B	9001	99	Professor	09	2	8/1/03	M	W
CLENDINNING	JANE	DOCT	Yale University	B	9001	99	Professor	09	1	8/1/90	F	W
CLOSE	SHIRLEY	MAS	University of Southern California	B	9002	99	Associate Professor	09	2	8/9/06	F	W
COHEN	SARAH	MAS	Florida State University	B	9055	L3	Assistant Librarian	12	3	8/1/03	F	W
CORZINE	MICHAEL	DOCT	Eastman School of Music, U of Rochester	B	9001	99	Professor	09	1	9/1/73	M	W
DARROW	ALICE-ANN	DOCT	Florida State University	B	9001	99	Professor	09	2	8/1/03	F	W
DELP	ROY	MAS	New England Conservatory of Music	B	9001	99	Professor	09	1	9/1/76	M	W
DREW	JOHN	DOCT	University of Kentucky	B	9001	99	Professor	09	1	9/1/80	M	W
DUNNIGAN	D. PATRICK	DOCT	University of Texas-Austin	B	9001	99	Professor	12	1	7/1/91	M	W
EBBERS	PAUL	MAS	Northwestern University	B	9002	99	Associate Professor	09	1	9/1/79	M	W
FENTON	KEVIN	DOCT	Florida State University	B	9002	99	Associate Professor	09	2	8/1/03	M	W
FISHER	DOUGLAS	MAS	Florida State University	B	9001	99	Professor	09	1	8/1/90	M	W
FORD-KRONHOLZ	BARBARA	MAS	University of Michigan	B	9002	99	Associate Professor	09	1	9/1/72	F	W
FREDRICKSON	WILLIAM	DOCT	Florida State University	B	9001	D3	Professor	12	2	7/1/06	M	W
FROELICH	MARK	MAS	Florida State University	B	9055	L3	Assistant Librarian	12	3	7/1/2006*	M	W
GABER	BRIAN	MAS	Eastman School of Music, U of Rochester	B	9002	99	Associate Professor	09	1	8/7/97	M	W
GAINSFORD	READ	DOCT	Indiana University	B	9002	99	Associate Professor	09	2	8/1/05	M	W
GAREE	ANNE	BACH	Bowling Green State University	B	9126	G1	Program Director	12	3	8/1/2004**	F	W
GERBER	LARRY	MAS	Colorado State University	B	9001	99	Professor	09	1	9/1/79	M	W
GERINGER	JOHN	DOCT	Florida State University	B	9001	G1	Professor	12	2	7/1/02	M	W
GIBSON	DON	DOCT	Florida State University	B	9001	D1	Professor & Dean	12	1	7/1/05	M	W
GOFF	CLIFFORD	MAS	University of Colorado, Boulder	B	9001	99	Professor	09	1	9/1/74	M	W
GREGORY	SARAH	MAS	Florida State University	B	9002	99	Associate Professor	09	1	12/1/71	F	W

Music

Demographics of Faculty

NAME	FIRST	HIDEG	DEGREE UNIVERSITY	APPT STATUS	CLASS	ADMIN CODE	TITLE	MO	TENURE	FSU HIRE	GENDER	RACE
GUNDERSON	FRANK	DOCT	Wesleyan University	B	9003	99	Assistant Professor	09	2	8/1/03	M	W
HODGES	ANNE	DOCT	Florida State University	B	9126	99	Program Director	09	3	8/1/01	F	W
HOEKMAN	TIMOTHY	DOCT	University of Michigan	B	9001	99	Professor	09	1	8/1/84	M	W
HOLZMAN	BRUCE	BACH	New York University	B	9002	99	Associate Professor	09	1	9/1/72	M	W
JIMENEZ	ALEX	DOCT	Florida State University	B	9002	99	Associate Professor	09	1	8/1/00	M	H
JONES	EVAN	DOCT	Eastman School of Music, U of Rochester	B	9002	99	Associate Professor	09	1	8/1/01	M	W
JORDAN	RODNEY	BACH	Jackson State University	B	9002	99	Associate Professor	09	1	8/1/01	M	B
KEESECKER	JEFFREY	MAS	The Julliard School	B	9001	99	Professor	09	1	8/1/91	M	W
KELLY	STEVEN	DOCT	University of Kansas	B	9002	99	Associate Professor	09	1	8/7/97	M	W
KENNEDY	WILLIAM	MAS	Eastman School of Music, U of Rochester	B	9002	99	Associate Professor	09	1	9/1/78	M	W
KITE-POWELL	JEFFERY	DOCT	University of Hamburg, Germany	B	9001	99	Professor	09	1	8/1/84	M	W
KOEN	BENJAMIN	DOCT	Ohio State University	B	9003	99	Assistant Professor	09	2	8/1/03	M	H
KOWALSKY	FRANK	DOCT	Catholic University of America	B	9001	99	Professor	09	1	8/1/84	M	W
KRAUS	JOSEPH	DOCT	Eastman School of Music, U of Rochester	B	9001	99	Professor	09	2	8/1/06	M	W
KUBIK	LADISLAV	DOCT	Prague Academy of Music	B	9001	99	Professor	09	1	8/1/91	M	W
LATA	MATTHEW	BACH	Brandeis University	B	9002	99	Associate Professor	09	2	8/1/02	M	W
LIMA	DELOISE	DOCT	Florida State University	B	9003	99	Assistant Professor	09	2	8/1/05	F	H
MADSEN	CLIFFORD	DOCT	Florida State University	B	9001	99	Professor	09	1	9/1/61	M	W
MASTROGIACOMO	LEONARD	Diploma	The Julliard School	B	9001	99	Professor	09	1	9/1/60	M	W
MATHES	JAMES	DOCT	Florida State University	B	9002	99	Associate Professor	09	1	8/1/86	M	W
MCARTHUR	VICKI	DOCT	Florida State University	B	9126	G1	Program Director	09	3	9/1/87	F	W
MCKEE	PAUL	MAS	University of Texas-Austin	B	9003	99	Assistant Professor	09	2	8/1/07	M	W
MEIGHAN	PATRICK	MAS	University of Michigan	B	9001	99	Professor	09	1	9/1/74	M	W
MOORE	CHRISTOPHER	DOCT	Eastman School of Music, U of Rochester	B	9003	99	Assistant Professor	09	2	8/1/03	M	AI
NALLEY	JAMES	DOCT	Eastman School of Music, U of Rochester	B	9003	99	Assistant Professor	09	2	8/1/03	M	AI
NEWDOME	BETH	Perf Cert	Eastman School of Music, U of Rochester	B	9002	99	Associate Professor	09	2	8/1/02	F	W
OHLSSON	ERIC	DOCT	Ohio State University	B	9001	99	Professor	09	1	8/1/86	M	W
OKERLUND	DAVID	MAS	University of Missouri - Kansas City	B	9003	99	Assistant Professor	09	2	8/1/07	M	W
OLSEN	DALE	DOCT	University of California, Los Angeles	B	9001	99	Professor	09	1	9/1/73	M	W
OLSEN	STANFORD	Artist Diploma	University of Cincinnati Conservatory	B	9009	99	Eminent Scholar	09	1	8/7/97	M	W
PARKS	JOHN	DOCT	Eastman School of Music, U of Rochester	B	9003	99	Assistant Professor	09	2	8/1/03	M	W
PETERSON	WILLIAM	MAS	Eastman School of Music, U of Rochester	B	9002	99	Associate Professor	09	1	8/1/89	M	W
PLACK	DAVID	DOCT	Florida State University	B	9126	G1	Program Director	12	3	***	M	W
PORTER	MARCIA	DOCT	University of Michigan	B	9003	99	Assistant Professor	09	2	8/1/02	F	B
PUNTER	MELANIE	HSD	High School of Music & Art, NY	B	9003	99	Assistant Professor	09	2	8/7/96	F	B
ROBERTS	MARCUS	BACH	Florida State University	B	9003	99	Assistant Professor	09	2	8/1/04	M	B
ROGERS	NANCY	DOCT	Eastman School of Music, U of Rochester	B	9003	99	Assistant Professor	09	2	8/1/02	F	W
ROMAN	MARY	MAS	Eastman School of Music, U of Rochester	B	9002	99	Associate Professor	09	1	9/1/68	F	W
RYAN	PAMELA	DOCT	University of Cincinnati	B	9001	99	Professor	09	1	5/1/89	F	W

Music

Demographics of Faculty

NAME	FIRST	HIDEG	DEGREE UNIVERSITY	APPT STATUS	CLASS	ADMIN CODE	TITLE	MO	TENURE	FSU HIRE	GENDER	RACE
SAUER	GREGORY	MAS	Eastman School of Music, U of Rochester	B	9002	99	Associate Professor	09	2	8/1/06	M	W
SEATON	S DOUGLASS	DOCT	Columbia University	B	9001	99	Professor	09	1	9/1/78	M	W
SEATON	GAYLE	DOCT	Columbia University	B	9126	G1	Program Director	09	3	8/1/85	F	W
SHAFTEL	MATTHEW	DOCT	Yale University	B	9002	99	Associate Professor	09	1	8/1/01	M	W
STANDLEY	JAYNE	DOCT	Florida State University	B	9001	G1	Professor	09	1	9/1/76	F	W
STEBLETON	MICHELLE	MAS	University of Michigan	B	9002	99	Associate Professor	09	1	8/1/90	F	W
STILLWELL	CORINNE	MAS	The Julliard School	B	9003	99	Assistant Professor	09	2	8/1/07	F	W
THOMAS	ANDRE	DOCT	University of Illinois, Urbana-Champaign	B	9001	99	Professor	09	1	8/1/84	M	B
TRUJILLO	VALERIE	MAS	University of Illinois	B	9003	99	Assistant Professor	09	2	8/1/02	F	H
VANWEELDEN	KIMBERLY	DOCT	University of Arizona-Tucson	B	9002	99	Associate Professor	09	1	8/1/00	F	B
VILLAVERDE	CHRISTINA	MAS	Florida State University	C	9004	99	Visiting Instructor	09	2	8/1/07	F	H
VON GLAHN	DENISE	DOCT	University of Washington	B	9002	G1	Associate Professor	09	1	8/1/98	F	W
WALWORTH	DARCY	DOCT	Florida State University	B	9126	G1	Program Director	12	3	8/1/07	F	W
WELCH	LEO	DOCT	Florida State University	B	9001	D3	Professor & Assist Dean	12	2	8/1/03	M	W
WILLIAMS	HEIDI	DOCT	Johns Hopkins University-Peabody Institute	B	9003	99	Assistant Professor	09	2	8/1/07	F	W
WILSON	JAMES	MAS	Rice University-Shepherd School of Music	C	9003	99	Visiting Assistant Professor	09	2	8/1/07	M	W
WINGATE	MARK	DOCT	University of Texas-Austin	B	9002	99	Associate Professor	09	1	8/1/01	M	W
WRIGHT	THOMAS	MAS	Indiana University	B	9001	99	Professor	09	1	1/1/49	M	W
ZWILICH	ELLEN	DOCT	The Julliard School	B	9001	99	Professor	09	2	8/1/99	F	W

* Froelich first FSU hire in 2001

** Garee first FSU hire in 1983

*** Plack hired as A&P in 2005

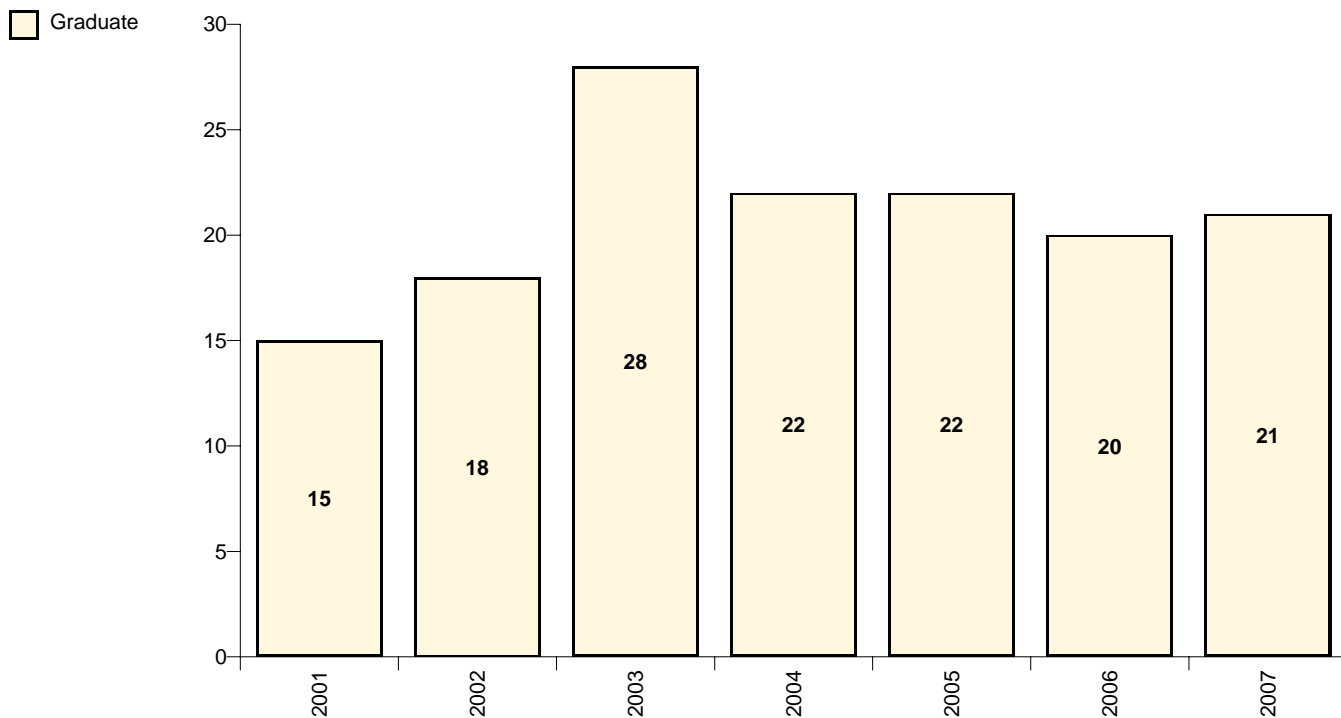
Last Updated on 09-27-07

By Dee Beggarly

**COLLEGE OF MUSIC
MUSIC
ENROLLMENT BY FALL SEMESTER**

Arts Administration - Music

447208



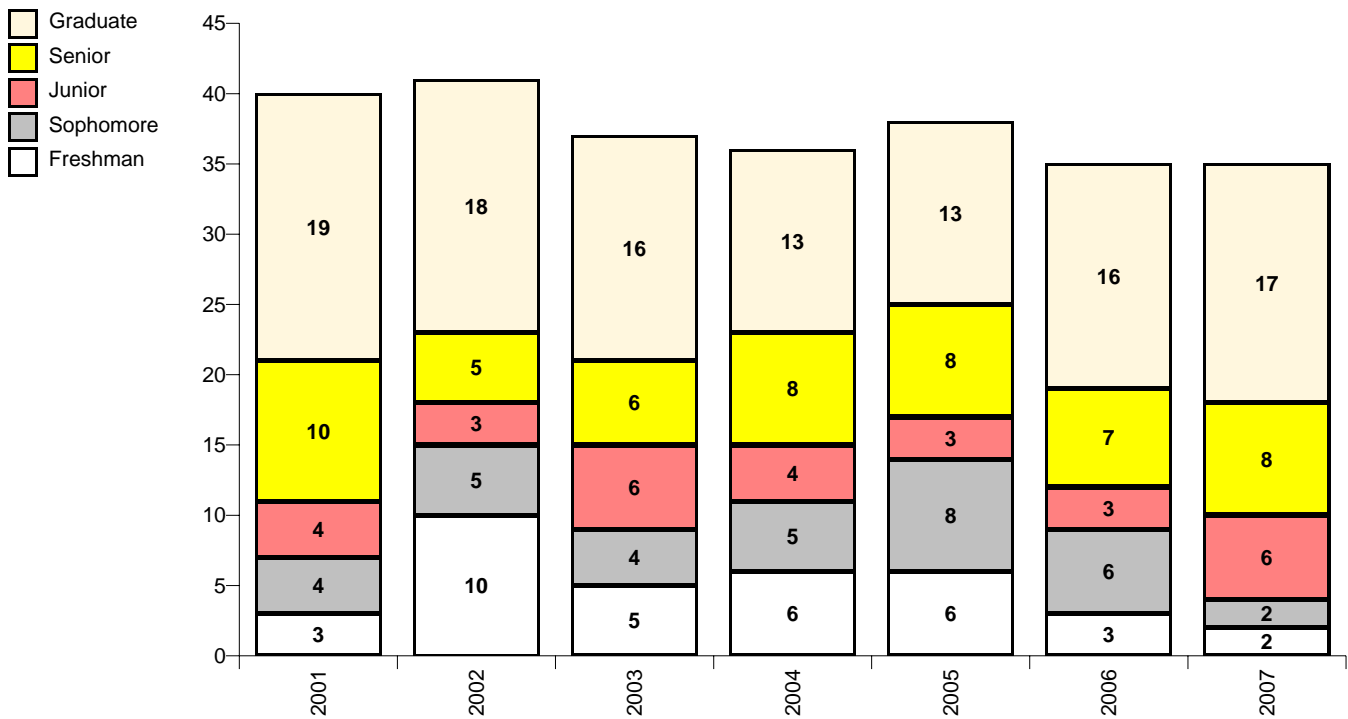
	2001	2002	2003	2004	2005	2006	2007
Graduate - Masters	15	18	28	22	22	20	21
Total	15	18	28	22	22	20	21

Source: Fall Preliminary Student Data Course Files

**COLLEGE OF MUSIC
MUSIC
ENROLLMENT BY FALL SEMESTER**

Brass

447211



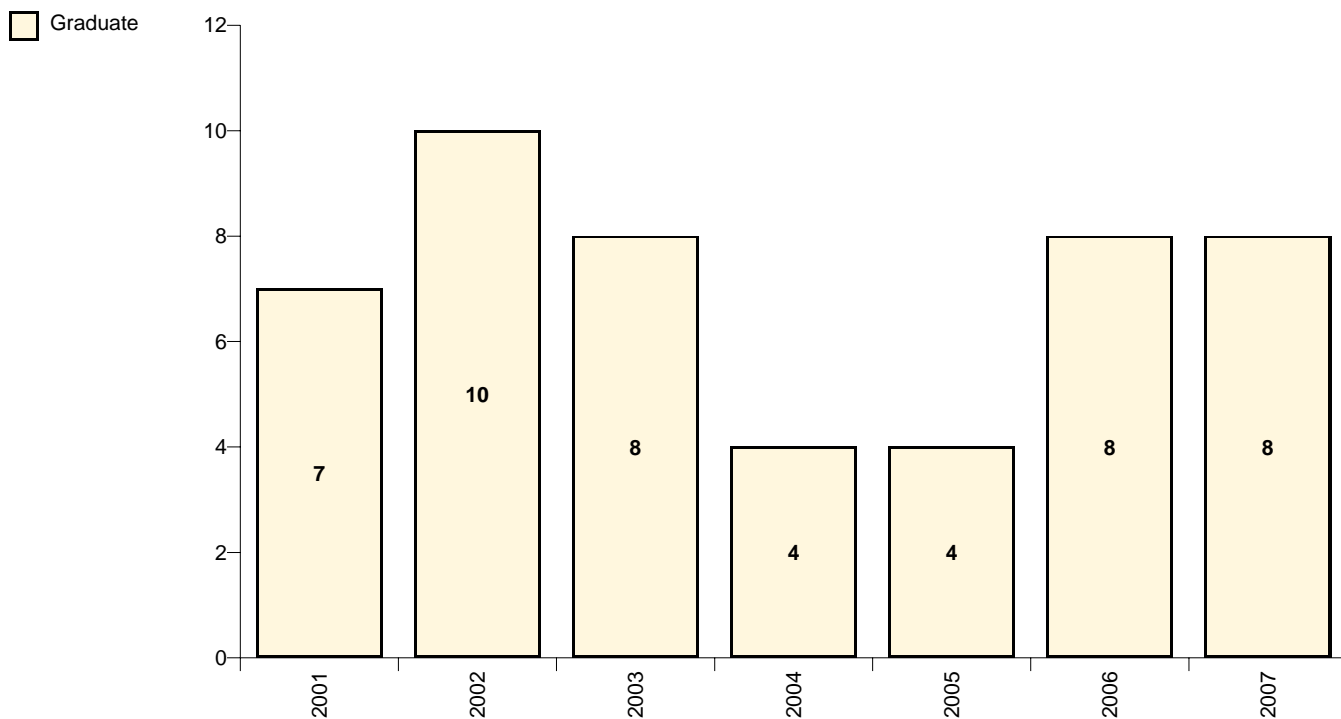
	2001	2002	2003	2004	2005	2006	2007
Freshman	3	10	5	6	6	3	2
Sophomore	4	5	4	5	8	6	2
Junior	4	3	6	4	3	3	6
Senior	10	5	6	8	8	7	8
Graduate - Masters	14	15	11	6	7	11	11
Graduate - Doctorate	5	3	5	7	6	5	6
Total	40	41	37	36	38	35	35

Source: Fall Preliminary Student Data Course Files

**COLLEGE OF MUSIC
MUSIC
ENROLLMENT BY FALL SEMESTER**

Choral Conducting

447280



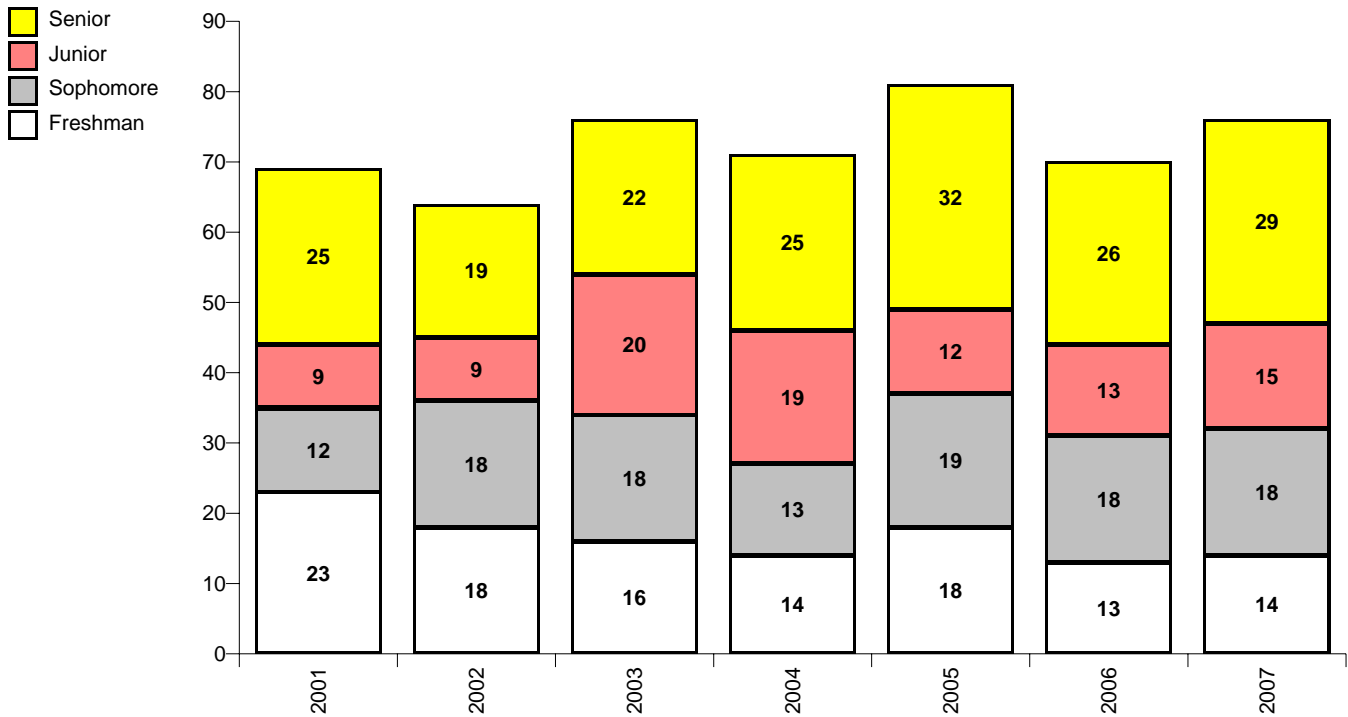
	2001	2002	2003	2004	2005	2006	2007
Graduate - Masters	7	10	8	4	4	8	8
Total	7	10	8	4	4	8	8

Source: Fall Preliminary Student Data Course Files

**COLLEGE OF MUSIC
MUSIC
ENROLLMENT BY FALL SEMESTER**

Choral Music Education

447251



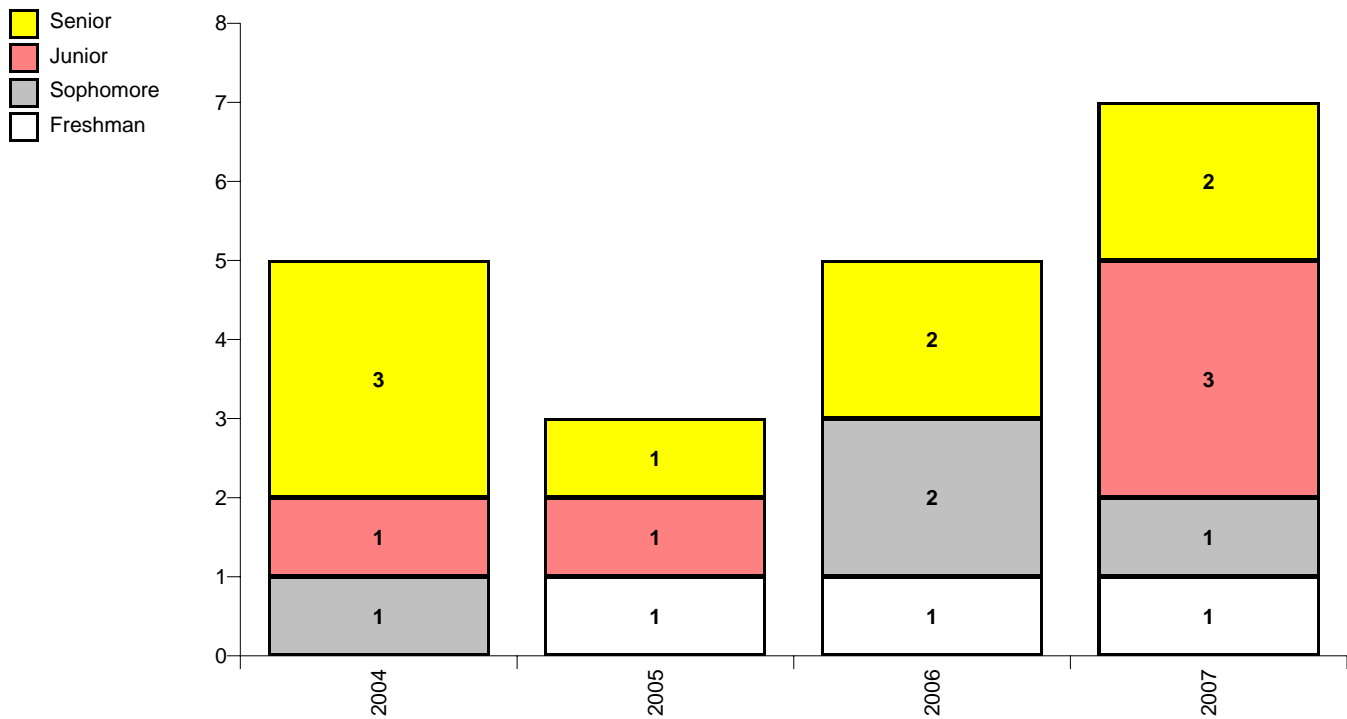
	2001	2002	2003	2004	2005	2006	2007
Freshman	23	18	16	14	18	13	14
Sophomore	12	18	18	13	19	18	18
Junior	9	9	20	19	12	13	15
Senior	25	19	22	25	32	26	29
Total	69	64	76	71	81	70	76

Source: Fall Preliminary Student Data Course Files

**COLLEGE OF MUSIC
MUSIC
ENROLLMENT BY FALL SEMESTER**

Guitar

447222

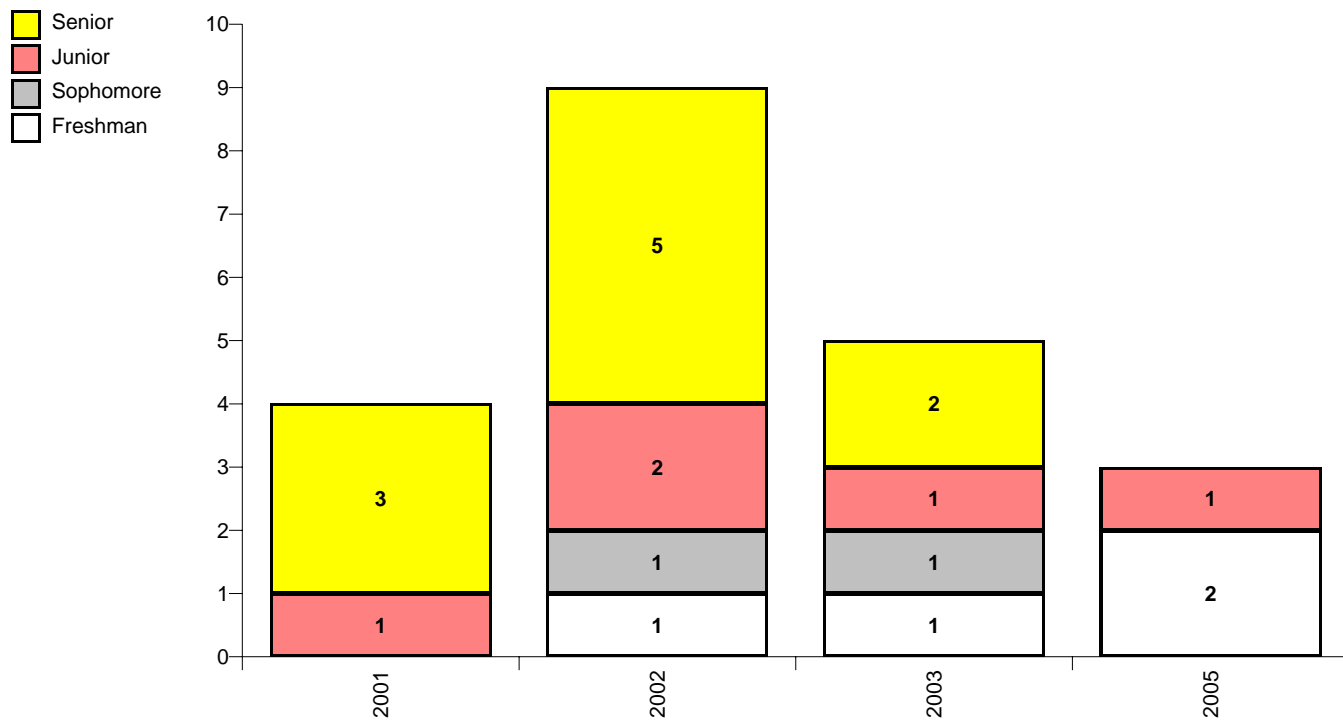


	2004	2005	2006	2007
Freshman		1	1	1
Sophomore	1		2	1
Junior	1	1		3
Senior	3	1	2	2
Total	5	3	5	7

Source: Fall Preliminary Student Data Course Files

**COLLEGE OF MUSIC
MUSIC
ENROLLMENT BY FALL SEMESTER**

447254



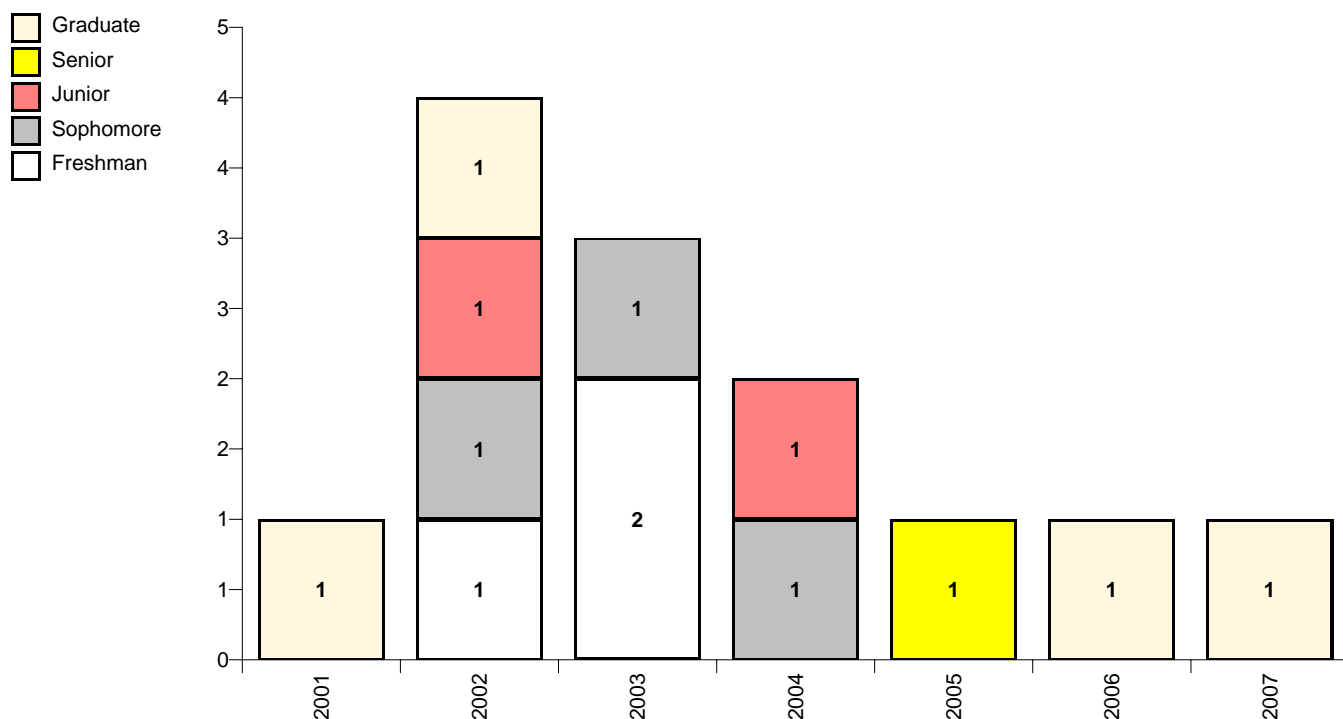
	2001	2002	2003	2005
Freshman		1	1	2
Sophomore		1	1	
Junior	1	2	1	1
Senior	3	5	2	
Total	4	9	5	3

Source: Fall Preliminary Student Data Course Files

**COLLEGE OF MUSIC
MUSIC
ENROLLMENT BY FALL SEMESTER**

Harp

447212



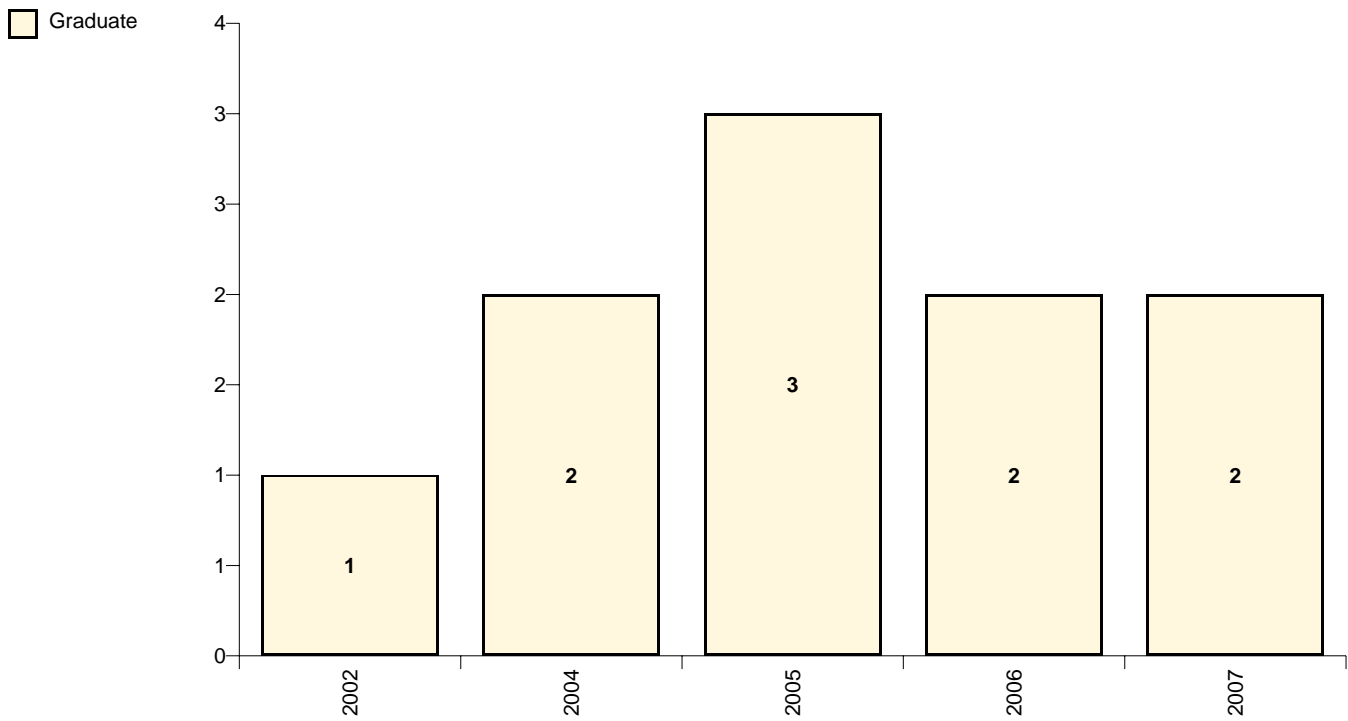
	2001	2002	2003	2004	2005	2006	2007
Freshman		1	2				
Sophomore		1	1	1			
Junior		1		1			
Senior					1		
Graduate - Masters	1					1	1
Graduate - Doctorate		1					
Total	1	4	3	2	1	1	1

Source: Fall Preliminary Student Data Course Files

**COLLEGE OF MUSIC
MUSIC
ENROLLMENT BY FALL SEMESTER**

Instrumental Conducting

447281



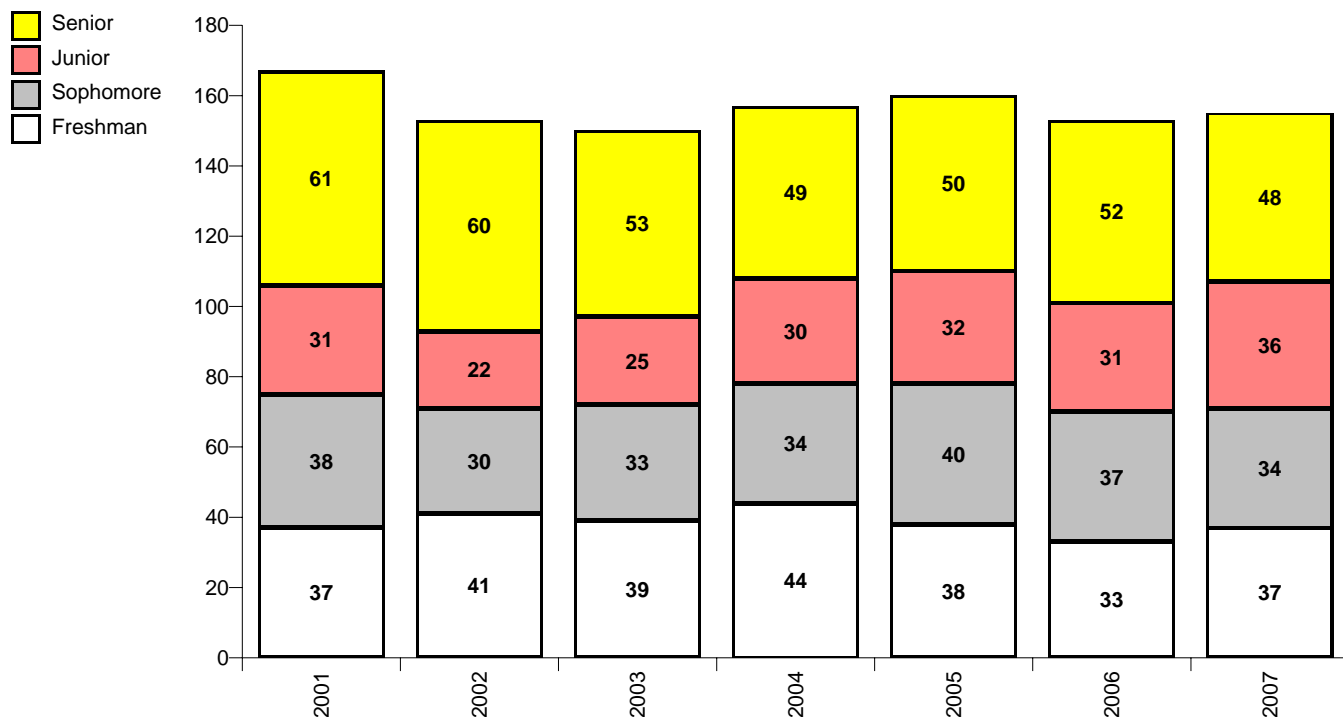
	2002	2004	2005	2006	2007
Graduate - Masters	1	2	3	2	2
Total	1	2	3	2	2

Source: Fall Preliminary Student Data Course Files

**COLLEGE OF MUSIC
MUSIC
ENROLLMENT BY FALL SEMESTER**

Instrumental Music Education

447252



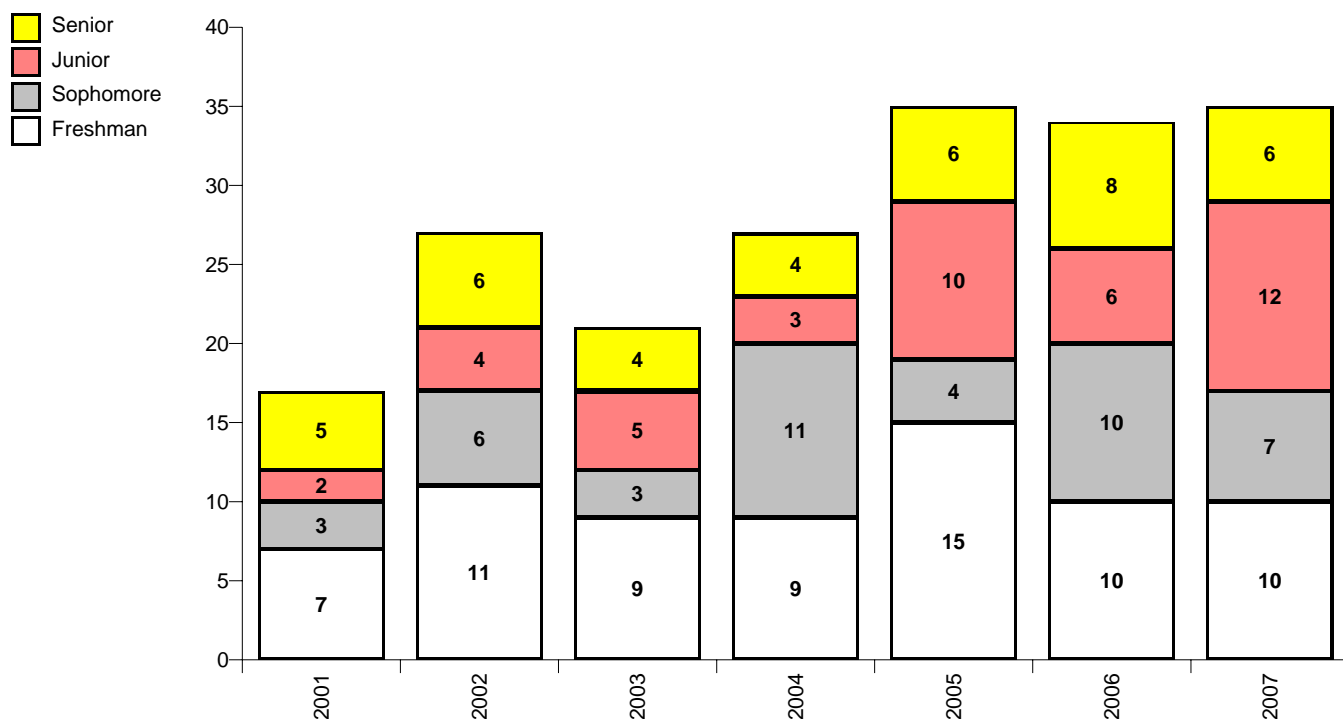
	2001	2002	2003	2004	2005	2006	2007
Freshman	37	41	39	44	38	33	37
Sophomore	38	30	33	34	40	37	34
Junior	31	22	25	30	32	31	36
Senior	61	60	53	49	50	52	48
Total	167	153	150	157	160	153	155

Source: Fall Preliminary Student Data Course Files

**COLLEGE OF MUSIC
MUSIC
ENROLLMENT BY FALL SEMESTER**

Jazz and Contemporary Media

449301



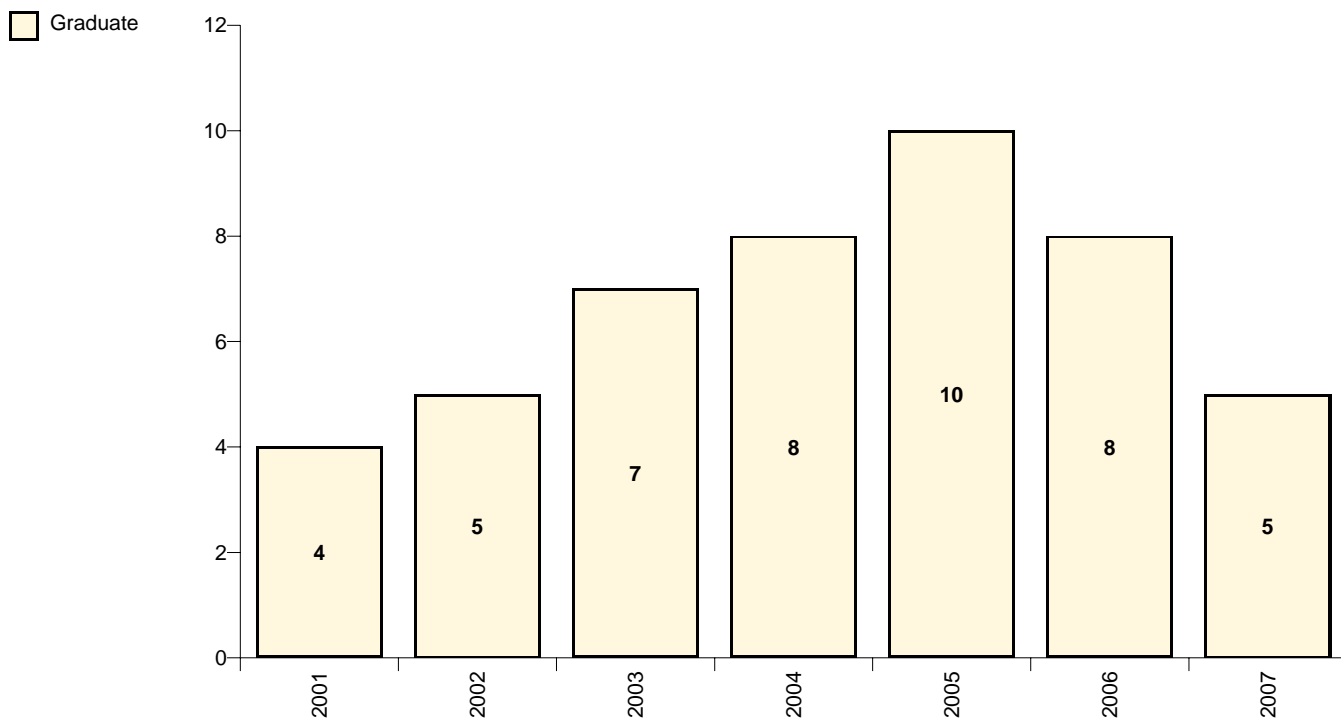
	2001	2002	2003	2004	2005	2006	2007
Freshman	7	11	9	9	15	10	10
Sophomore	3	6	3	11	4	10	7
Junior	2	4	5	3	10	6	12
Senior	5	6	4	4	6	8	6
Total	17	27	21	27	35	34	35

Source: Fall Preliminary Student Data Course Files

**COLLEGE OF MUSIC
MUSIC
ENROLLMENT BY FALL SEMESTER**

Jazz Studies

447221



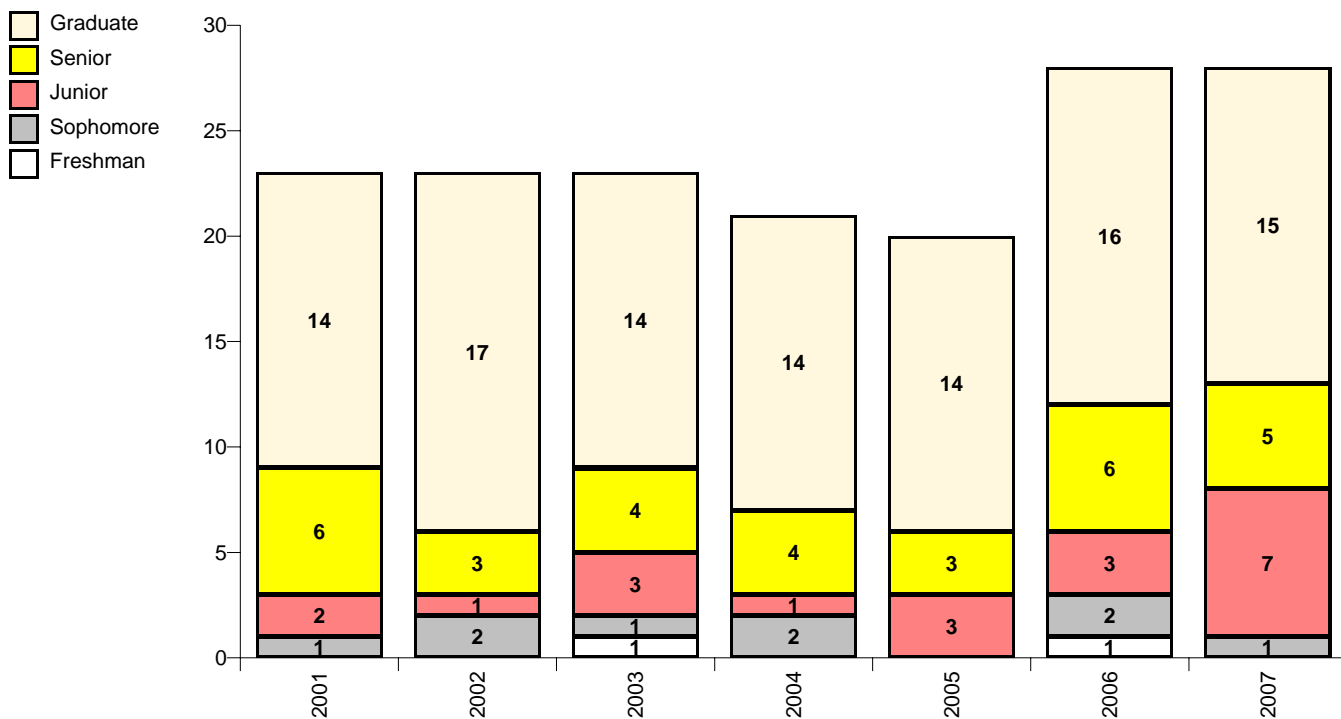
	2001	2002	2003	2004	2005	2006	2007
Graduate - Masters	4	5	7	8	10	8	5
Total	4	5	7	8	10	8	5

Source: Fall Preliminary Student Data Course Files

**COLLEGE OF MUSIC
MUSIC
ENROLLMENT BY FALL SEMESTER**

Music Composition

447220



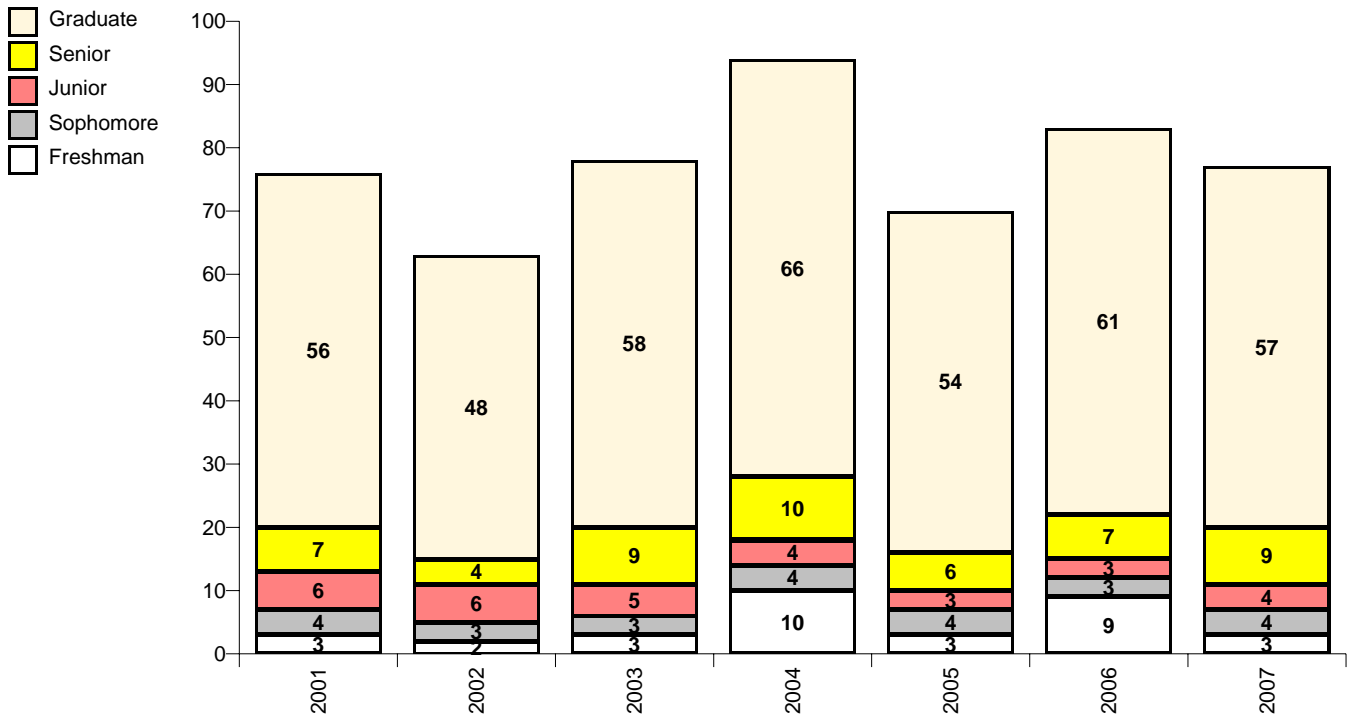
	2001	2002	2003	2004	2005	2006	2007
Freshman			1			1	
Sophomore	1	2	1	2		2	1
Junior	2	1	3	1	3	3	7
Senior	6	3	4	4	3	6	5
Graduate - Masters	8	9	5	7	6	5	7
Graduate - Doctorate	6	8	9	7	8	11	8
Total	23	23	23	21	20	28	28

Source: Fall Preliminary Student Data Course Files

**COLLEGE OF MUSIC
MUSIC
ENROLLMENT BY FALL SEMESTER**

Music Education

447250



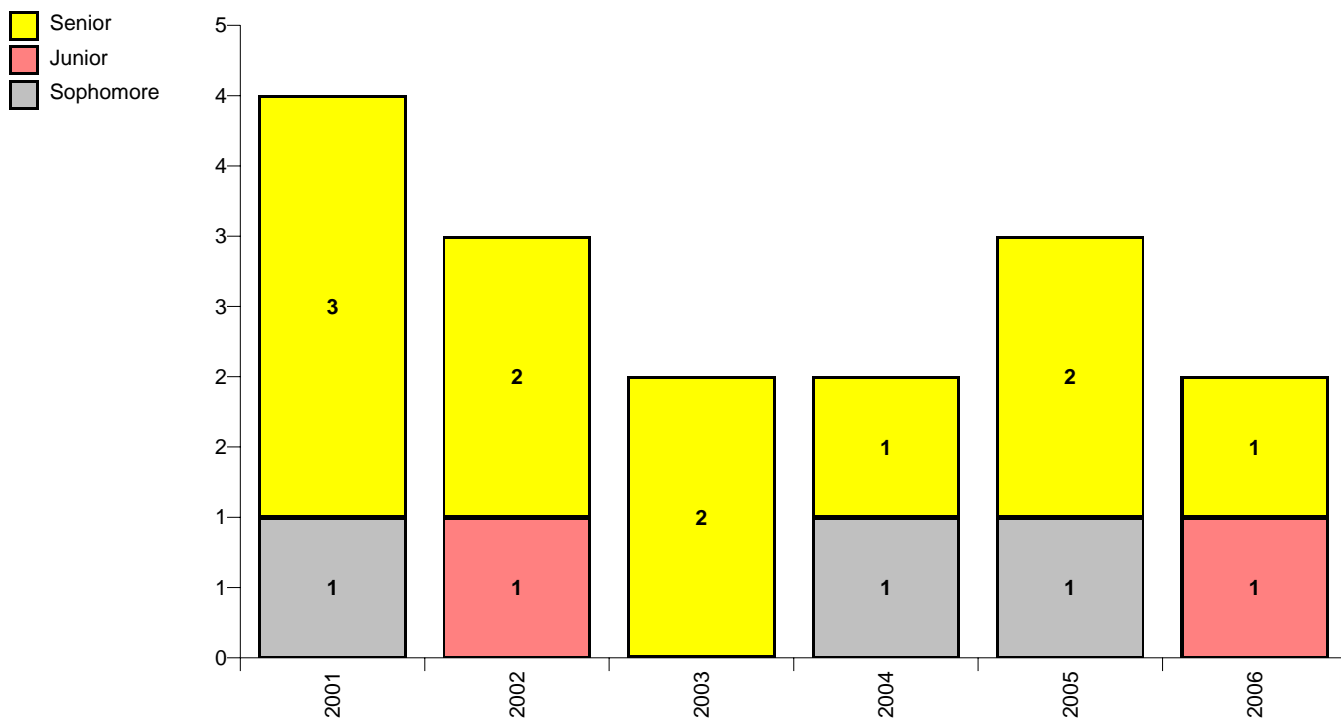
	2001	2002	2003	2004	2005	2006	2007
Freshman	3	2	3	10	3	9	3
Sophomore	4	3	3	4	4	3	4
Junior	6	6	5	4	3	3	4
Senior	7	4	9	10	6	7	9
Graduate - Masters	22	22	29	35	23	30	21
Graduate - Doctorate	34	26	29	31	31	31	36
Total	76	63	78	94	70	83	77

Source: Fall Preliminary Student Data Course Files

**COLLEGE OF MUSIC
MUSIC
ENROLLMENT BY FALL SEMESTER**

Music History

447230



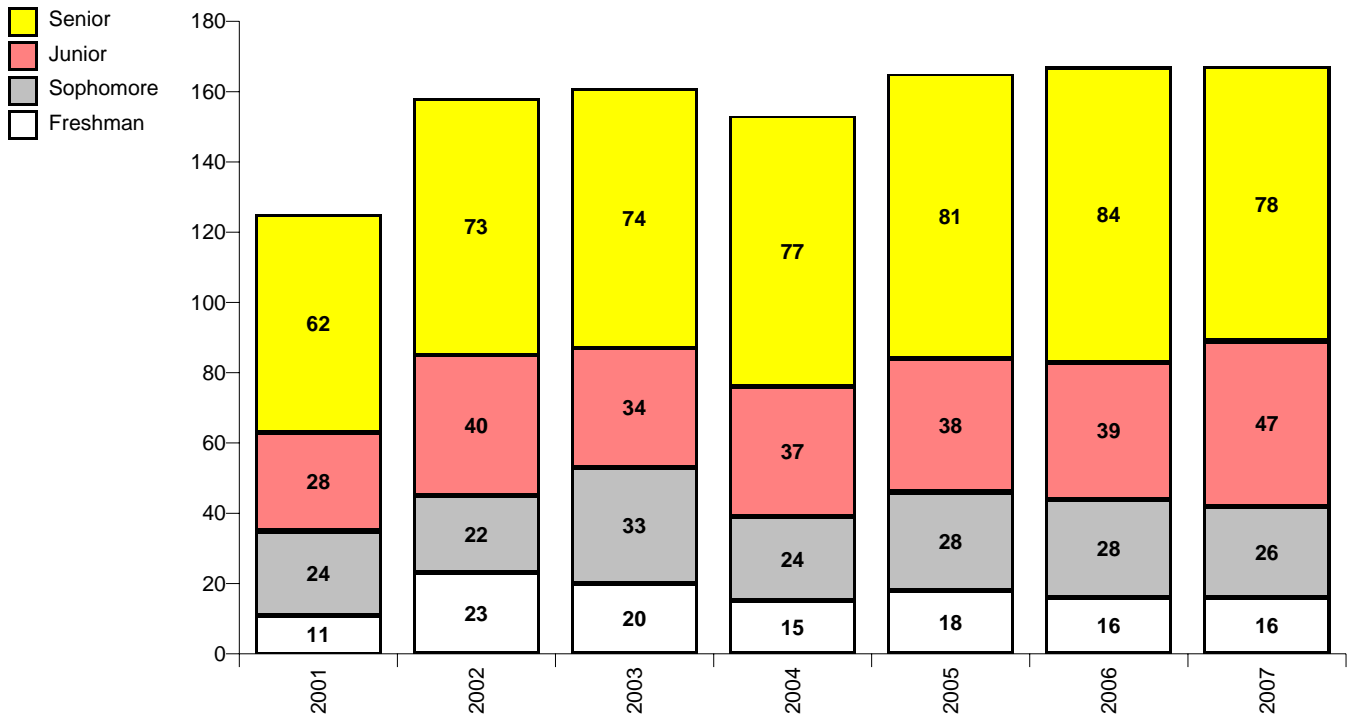
	2001	2002	2003	2004	2005	2006
Sophomore	1			1	1	
Junior		1				1
Senior	3	2	2	1	2	1
Total	4	3	2	2	3	2

Source: Fall Preliminary Student Data Course Files

**COLLEGE OF MUSIC
MUSIC
ENROLLMENT BY FALL SEMESTER**

Music - Liberal Arts

449300



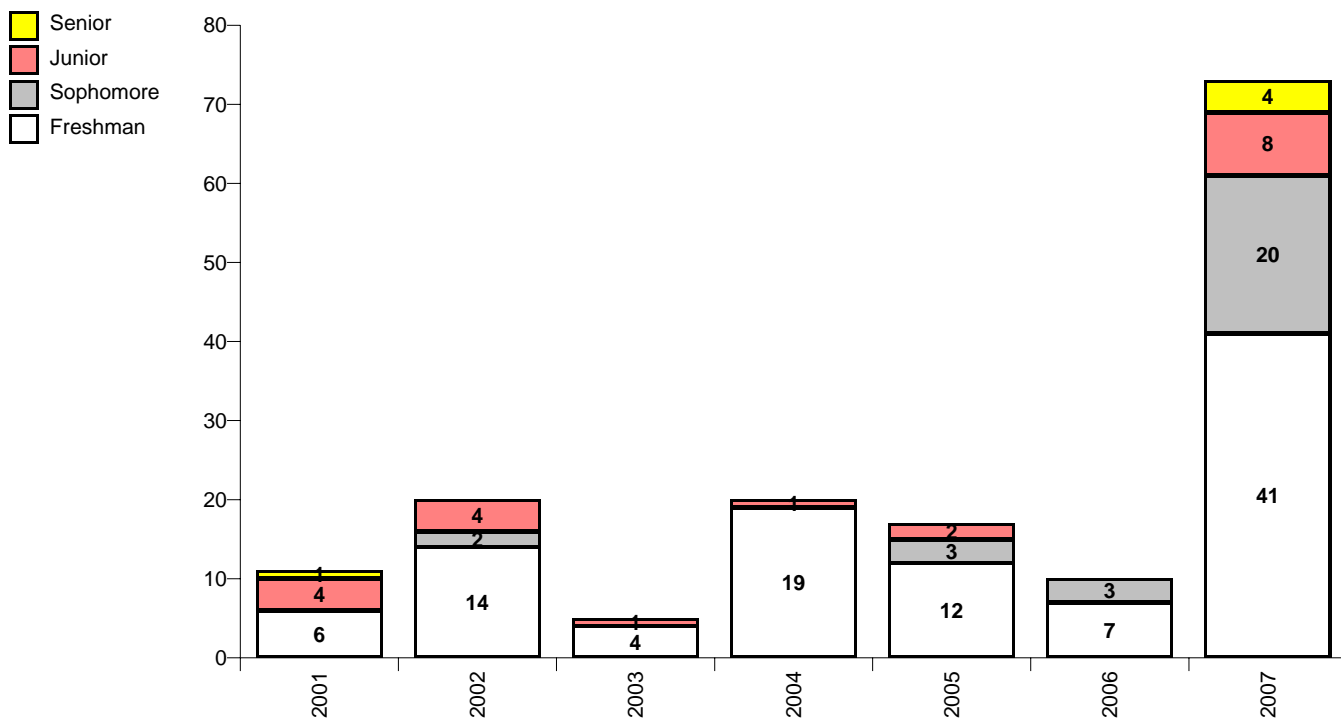
	2001	2002	2003	2004	2005	2006	2007
Freshman	11	23	20	15	18	16	16
Sophomore	24	22	33	24	28	28	26
Junior	28	40	34	37	38	39	47
Senior	62	73	74	77	81	84	78
Total	125	158	161	153	165	167	167

Source: Fall Preliminary Student Data Course Files

**COLLEGE OF MUSIC
MUSIC
ENROLLMENT BY FALL SEMESTER**

Music, NFA

449999



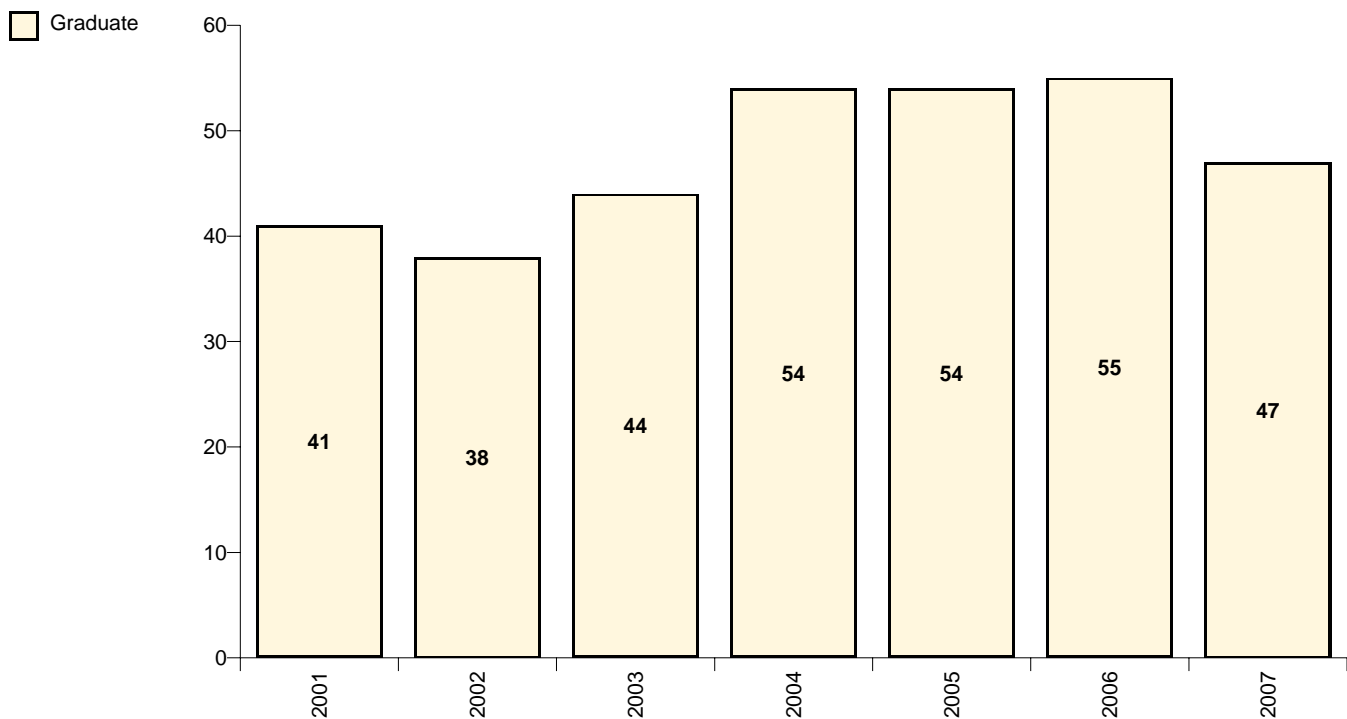
	2001	2002	2003	2004	2005	2006	2007
Freshman	6	14	4	19	12	7	41
Sophomore		2			3	3	20
Junior	4	4	1	1	2		8
Senior	1						4
Total	11	20	5	20	17	10	73

Source: Fall Preliminary Student Data Course Files

**COLLEGE OF MUSIC
MUSIC
ENROLLMENT BY FALL SEMESTER**

Musicology

447271



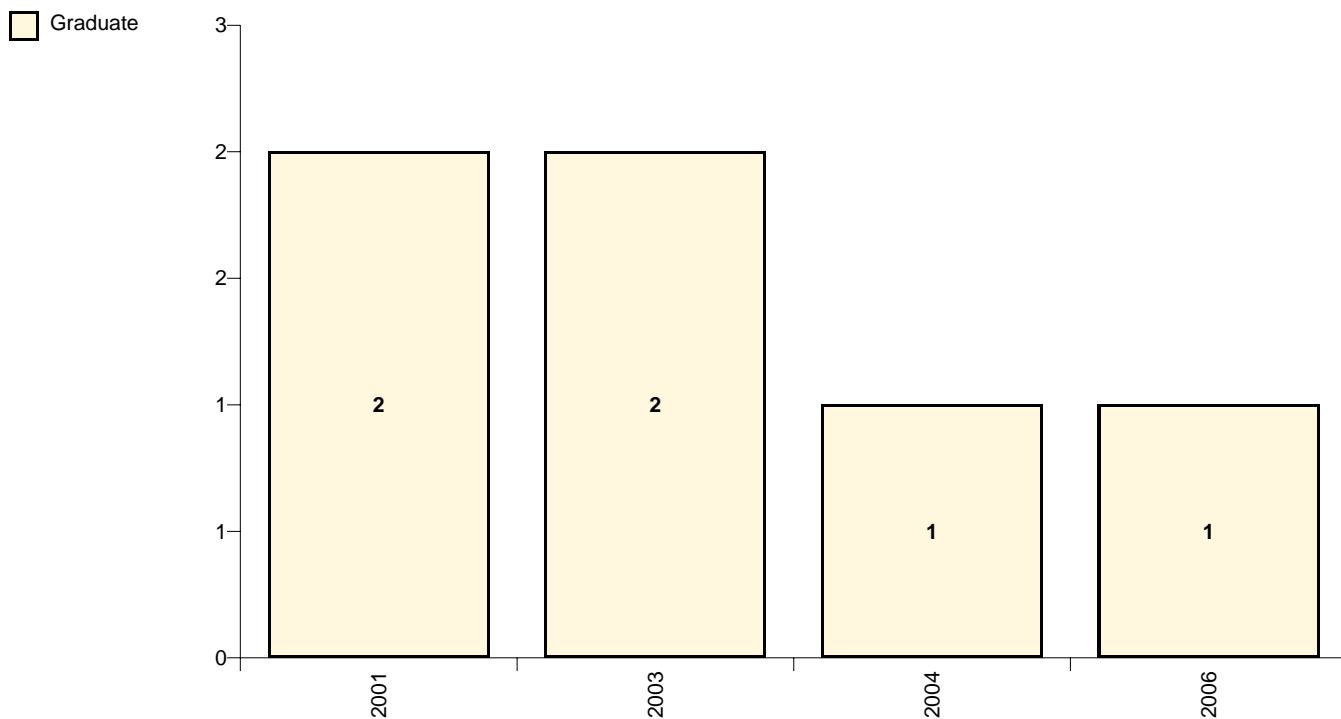
	2001	2002	2003	2004	2005	2006	2007
Graduate - Masters	14	15	24	29	32	28	20
Graduate - Doctorate	27	23	20	25	22	27	27
Total	41	38	44	54	54	55	47

Source: Fall Preliminary Student Data Course Files

**COLLEGE OF MUSIC
MUSIC
ENROLLMENT BY FALL SEMESTER**

Music Performance

447210



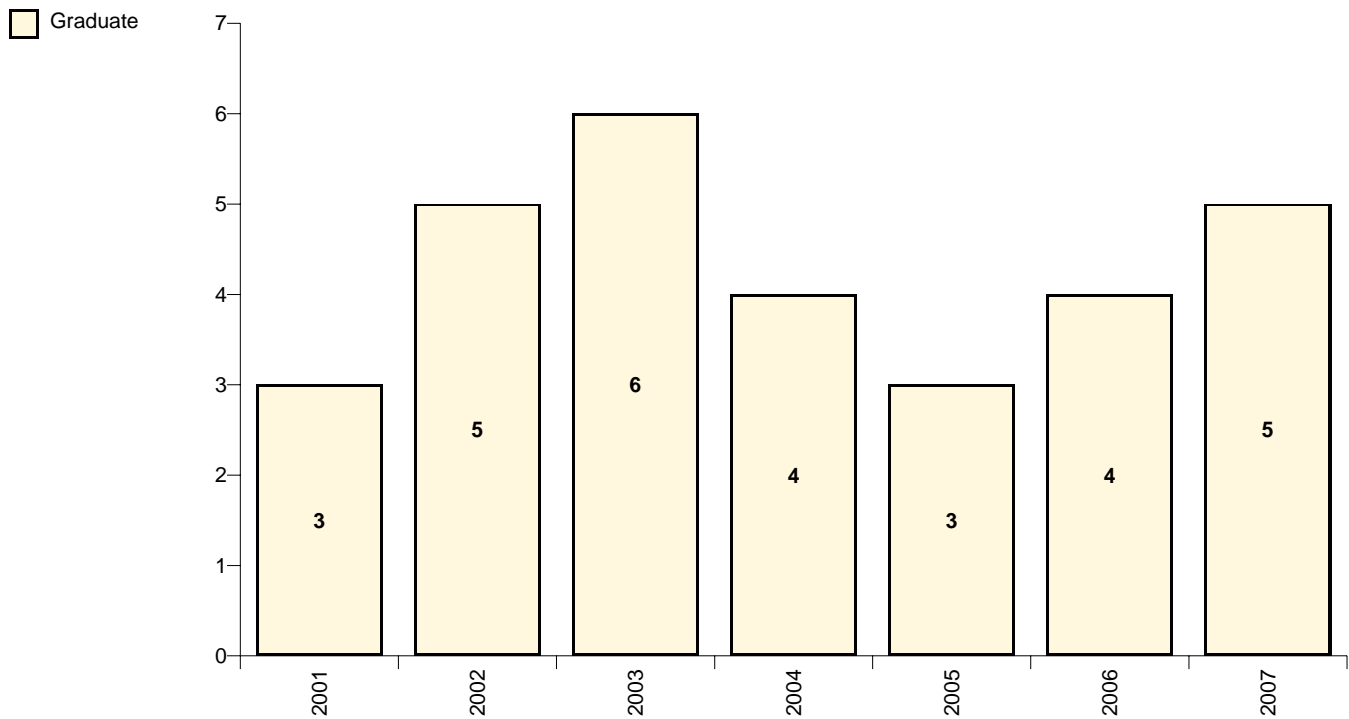
	2001	2003	2004	2006
Graduate - Masters	2	1		1
Graduate - Doctorate		1	1	
Total	2	2	1	1

Source: Fall Preliminary Student Data Course Files

**COLLEGE OF MUSIC
MUSIC
ENROLLMENT BY FALL SEMESTER**

Music Performance - Accompanying

447285



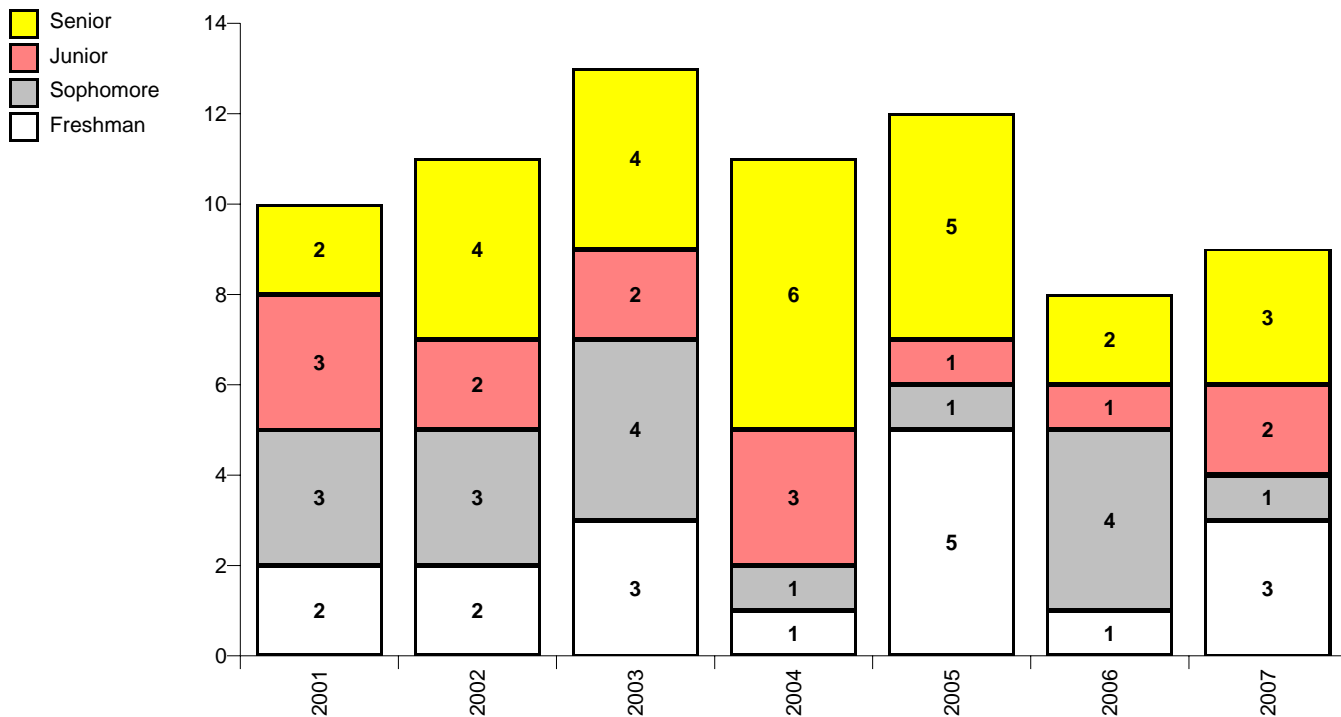
	2001	2002	2003	2004	2005	2006	2007
Graduate - Masters	3	5	6	4	3	4	5
Total	3	5	6	4	3	4	5

Source: Fall Preliminary Student Data Course Files

**COLLEGE OF MUSIC
MUSIC
ENROLLMENT BY FALL SEMESTER**

Music Theatre - Music

447290



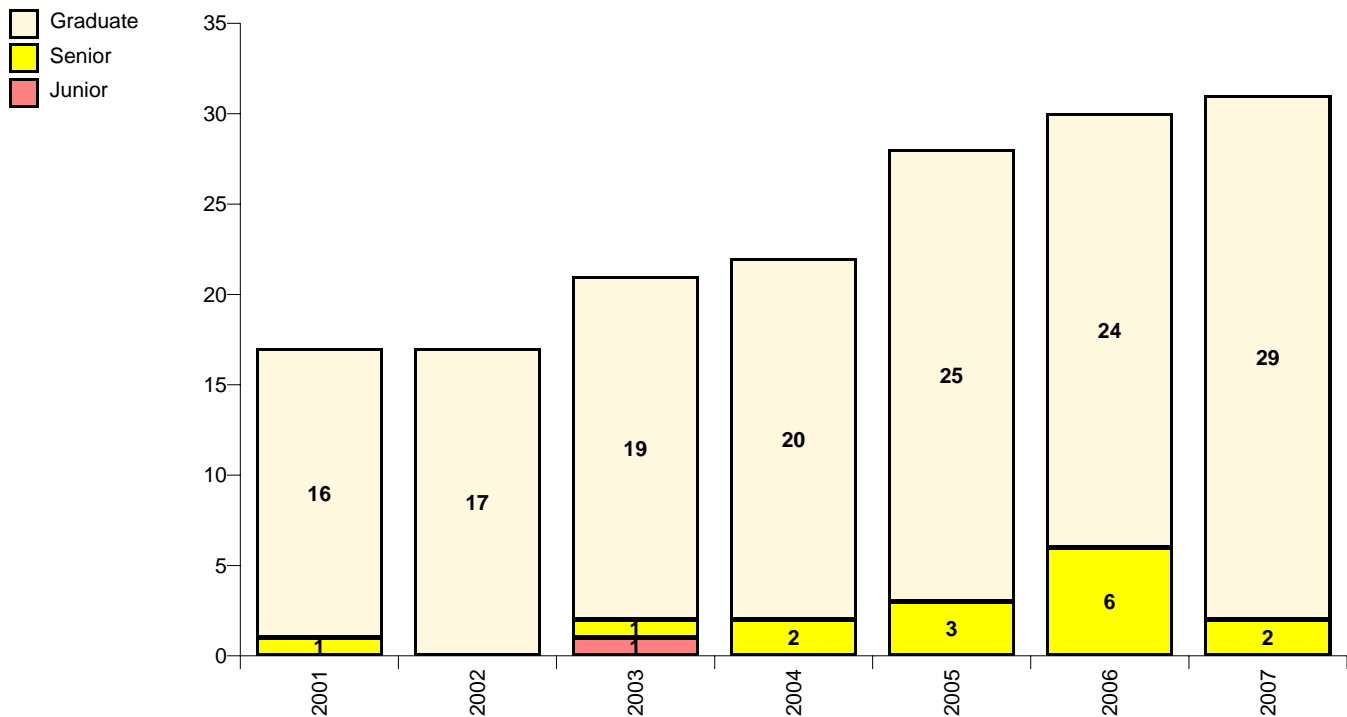
	2001	2002	2003	2004	2005	2006	2007
Freshman	2	2	3	1	5	1	3
Sophomore	3	3	4	1	1	4	1
Junior	3	2	2	3	1	1	2
Senior	2	4	4	6	5	2	3
Total	10	11	13	11	12	8	9

Source: Fall Preliminary Student Data Course Files

**COLLEGE OF MUSIC
MUSIC
ENROLLMENT BY FALL SEMESTER**

Music Theory

447270



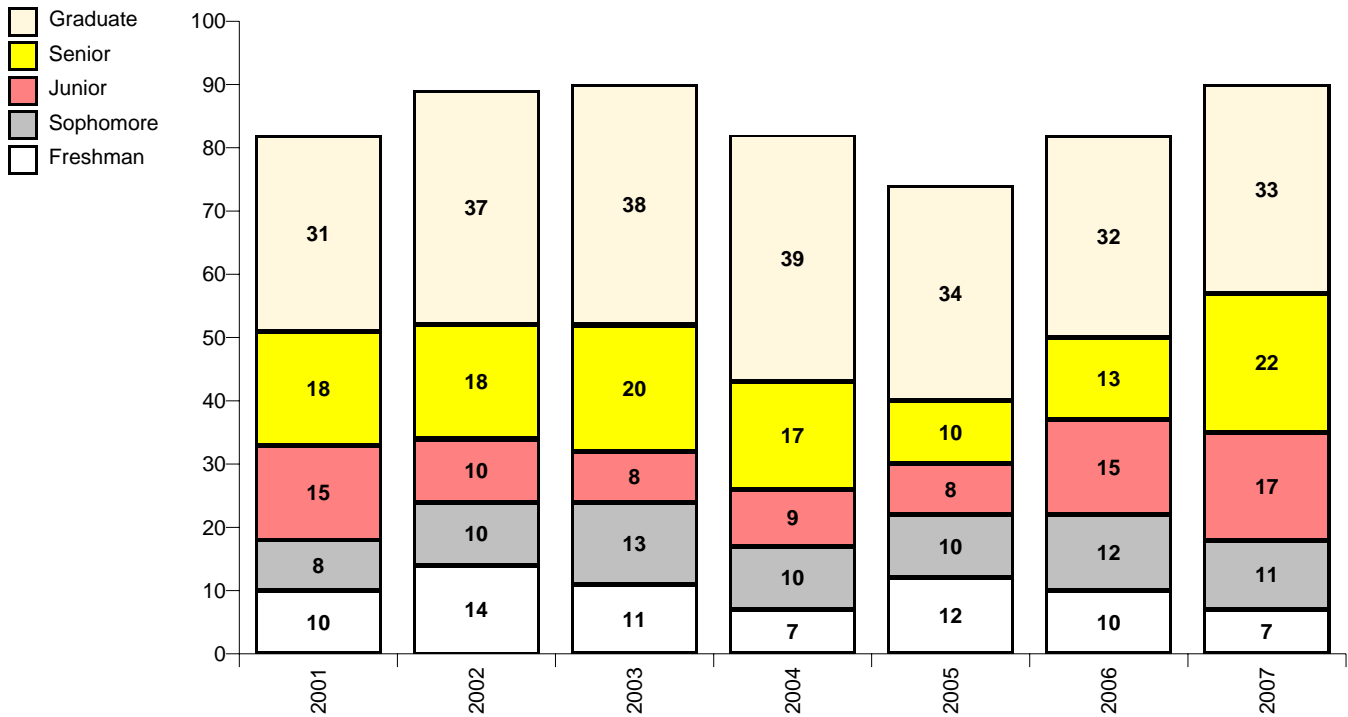
	2001	2002	2003	2004	2005	2006	2007
Junior			1				
Senior	1		1	2	3	6	2
Graduate - Masters	8	6	9	8	12	10	10
Graduate - Doctorate	8	11	10	12	13	14	19
Total	17	17	21	22	28	30	31

Source: Fall Preliminary Student Data Course Files

**COLLEGE OF MUSIC
MUSIC
ENROLLMENT BY FALL SEMESTER**

Music Therapy

447260



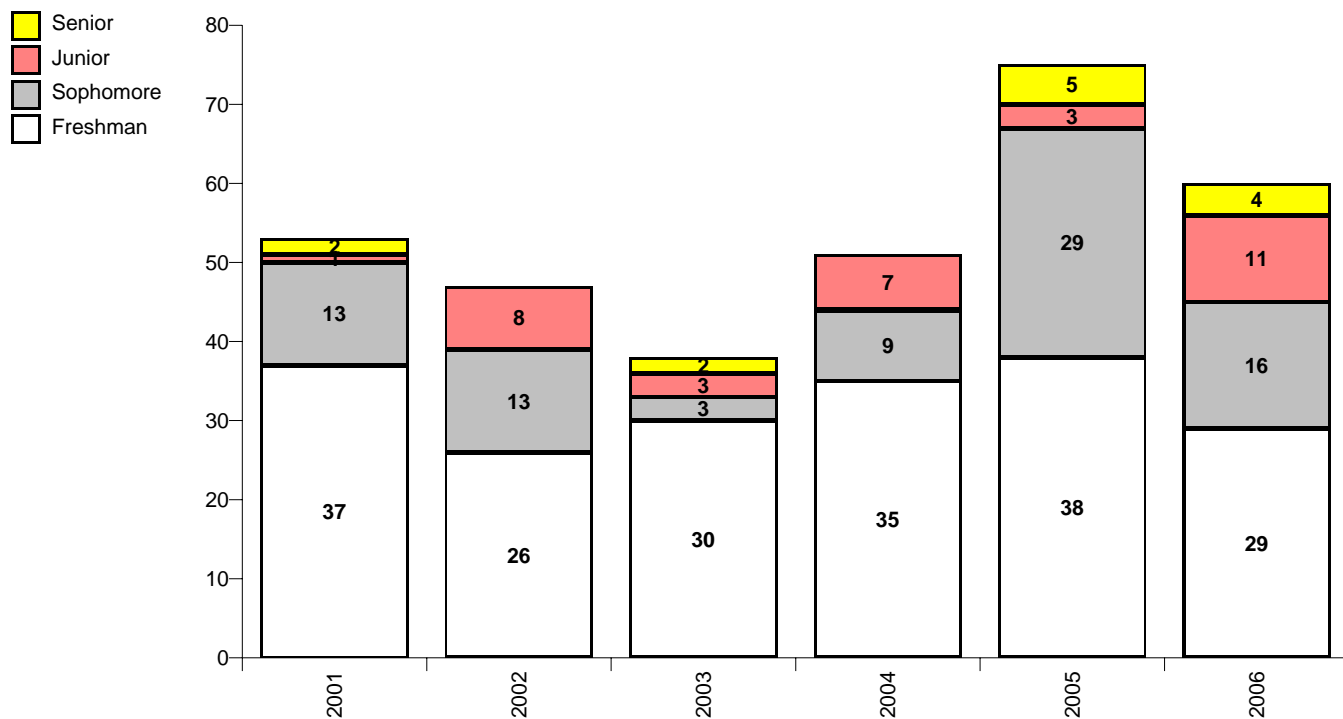
	2001	2002	2003	2004	2005	2006	2007
Freshman	10	14	11	7	12	10	7
Sophomore	8	10	13	10	10	12	11
Junior	15	10	8	9	8	15	17
Senior	18	18	20	17	10	13	22
Graduate - Masters	31	37	38	39	34	32	33
Total	82	89	90	82	74	82	90

Source: Fall Preliminary Student Data Course Files

**COLLEGE OF MUSIC
MUSIC
ENROLLMENT BY FALL SEMESTER**

Music, Undecided

447298



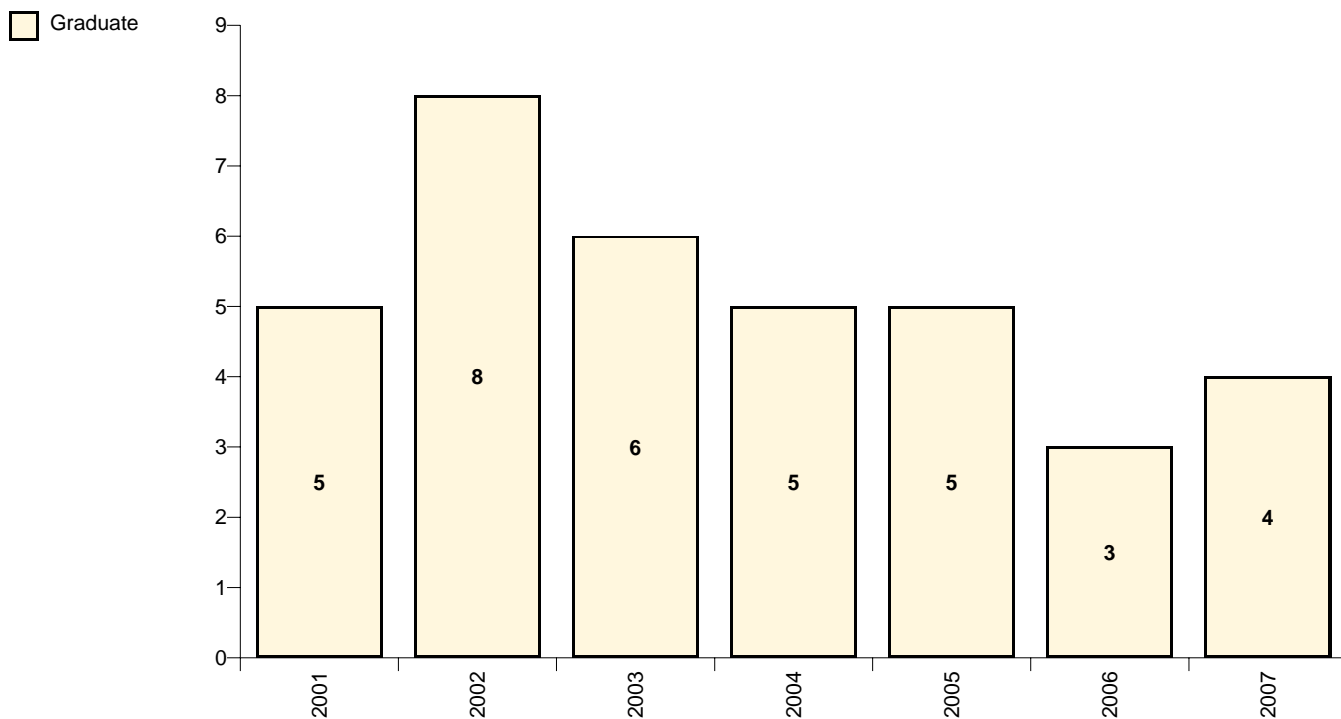
	2001	2002	2003	2004	2005	2006
Freshman	37	26	30	35	38	29
Sophomore	13	13	3	9	29	16
Junior	1	8	3	7	3	11
Senior	2	0	2	0	5	4
Total	53	47	38	51	75	60

Source: Fall Preliminary Student Data Course Files

**COLLEGE OF MUSIC
MUSIC
ENROLLMENT BY FALL SEMESTER**

Opera

447240



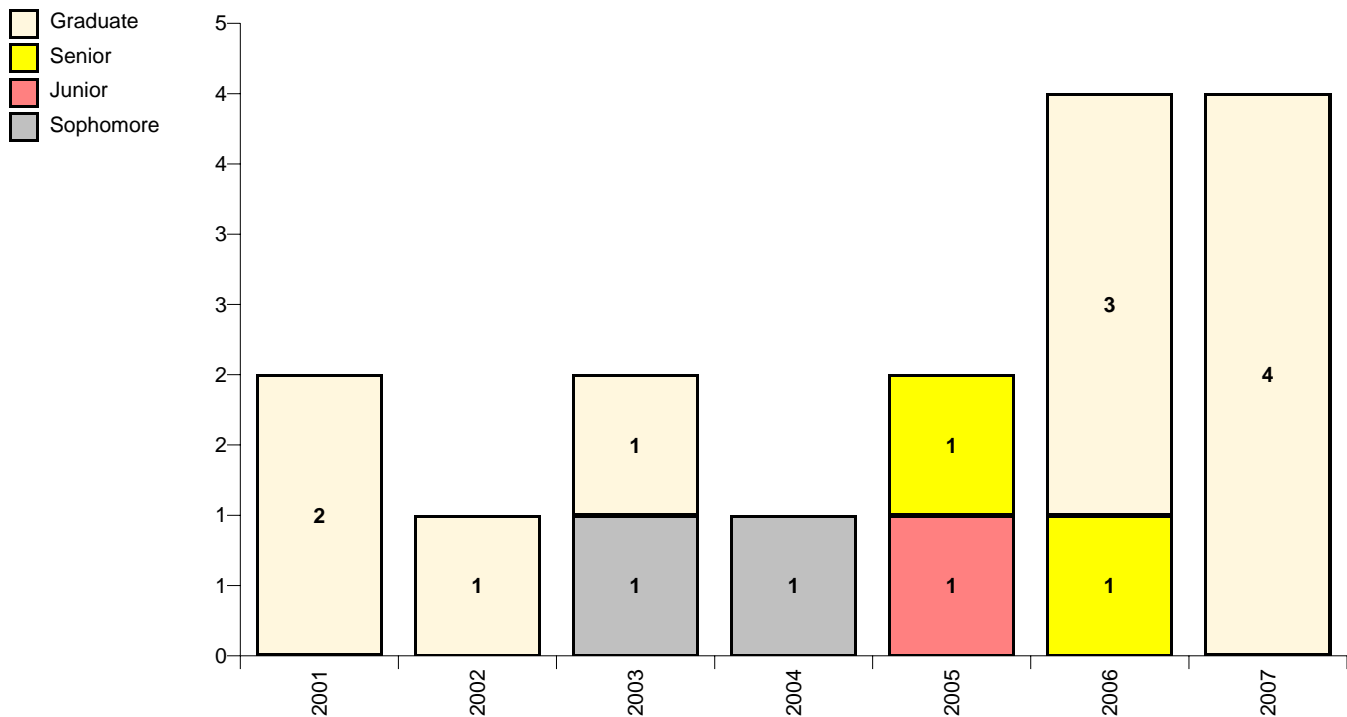
	2001	2002	2003	2004	2005	2006	2007
Graduate - Masters	5	8	6	5	5	3	4
Total	5	8	6	5	5	3	4

Source: Fall Preliminary Student Data Course Files

**COLLEGE OF MUSIC
MUSIC
ENROLLMENT BY FALL SEMESTER**

Organ

447213



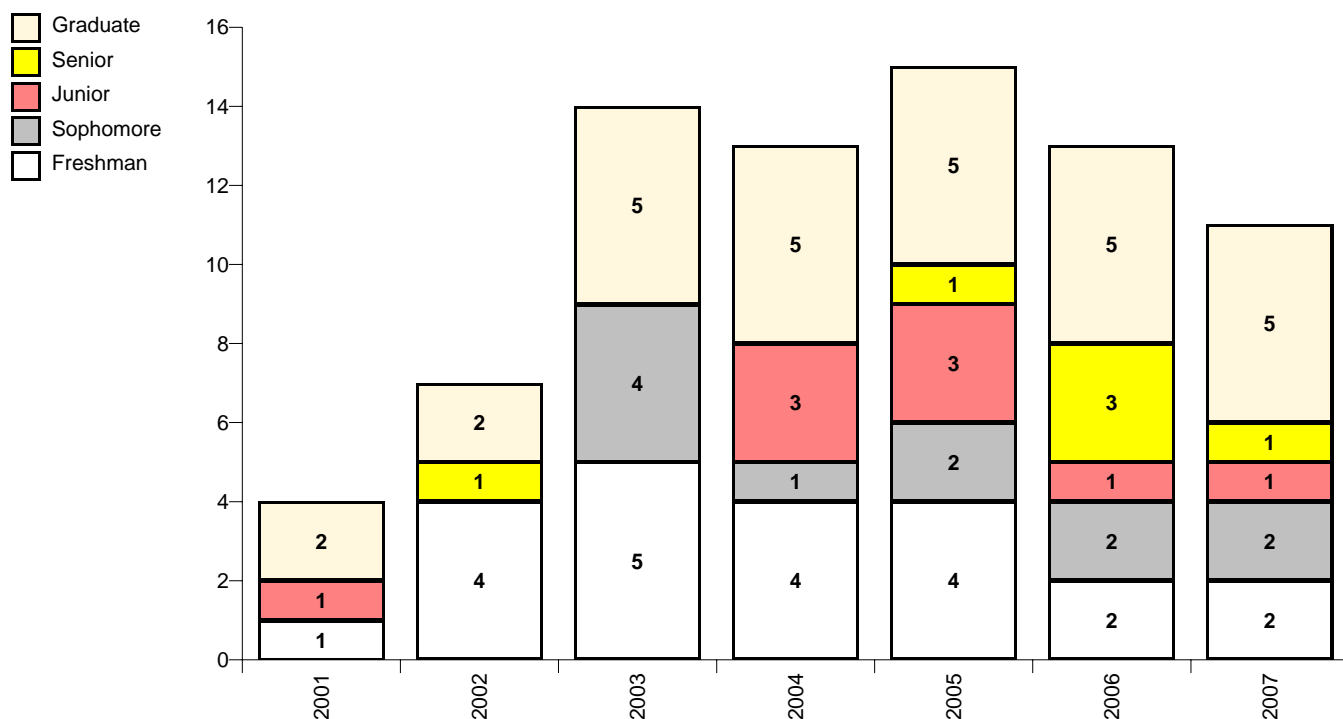
	2001	2002	2003	2004	2005	2006	2007
Sophomore			1	1			
Junior					1		
Senior					1	1	
Graduate - Masters						3	3
Graduate - Doctorate	2	1	1				1
Total	2	1	2	1	2	4	4

Source: Fall Preliminary Student Data Course Files

**COLLEGE OF MUSIC
MUSIC
ENROLLMENT BY FALL SEMESTER**

Percussion

447214



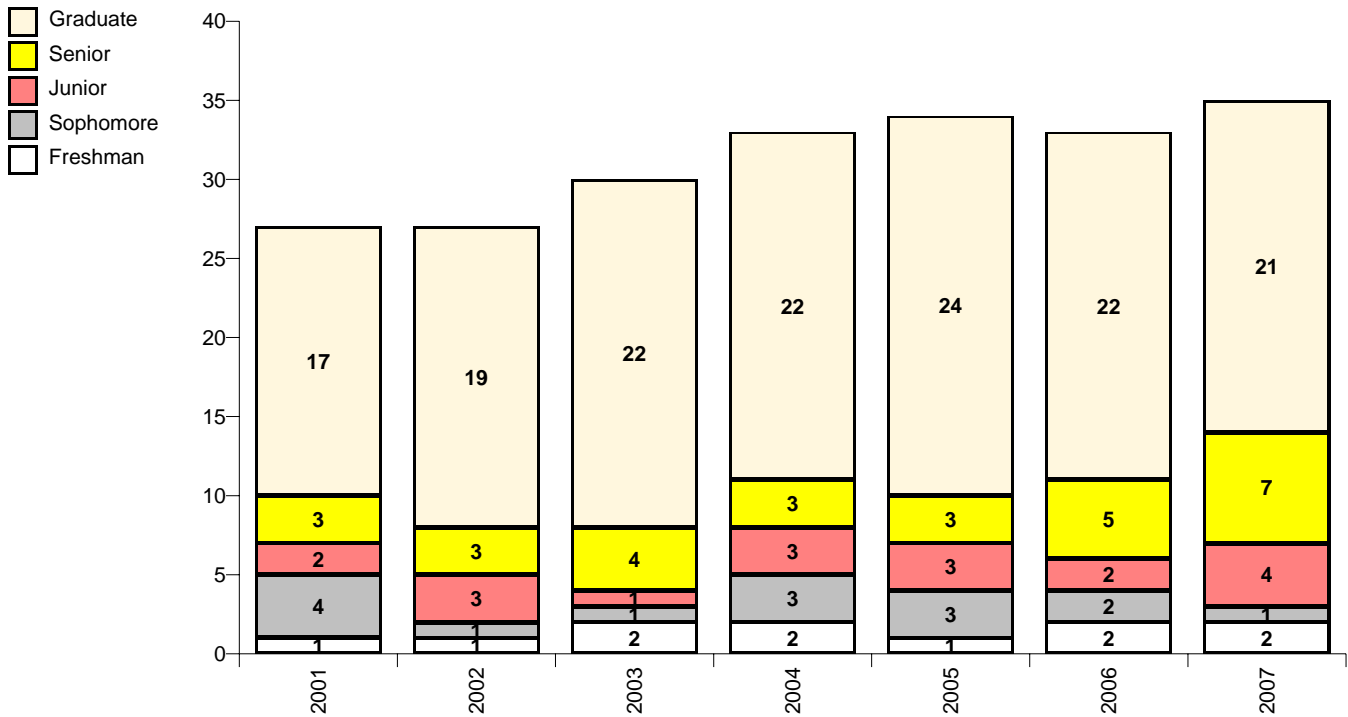
	2001	2002	2003	2004	2005	2006	2007
Freshman	1	4	5	4	4	2	2
Sophomore			4	1	2	2	2
Junior	1			3	3	1	1
Senior		1			1	3	1
Graduate - Masters	2	1	3	2	1	1	4
Graduate - Doctorate		1	2	3	4	4	1
Total	4	7	14	13	15	13	11

Source: Fall Preliminary Student Data Course Files

**COLLEGE OF MUSIC
MUSIC
ENROLLMENT BY FALL SEMESTER**

Piano

447215



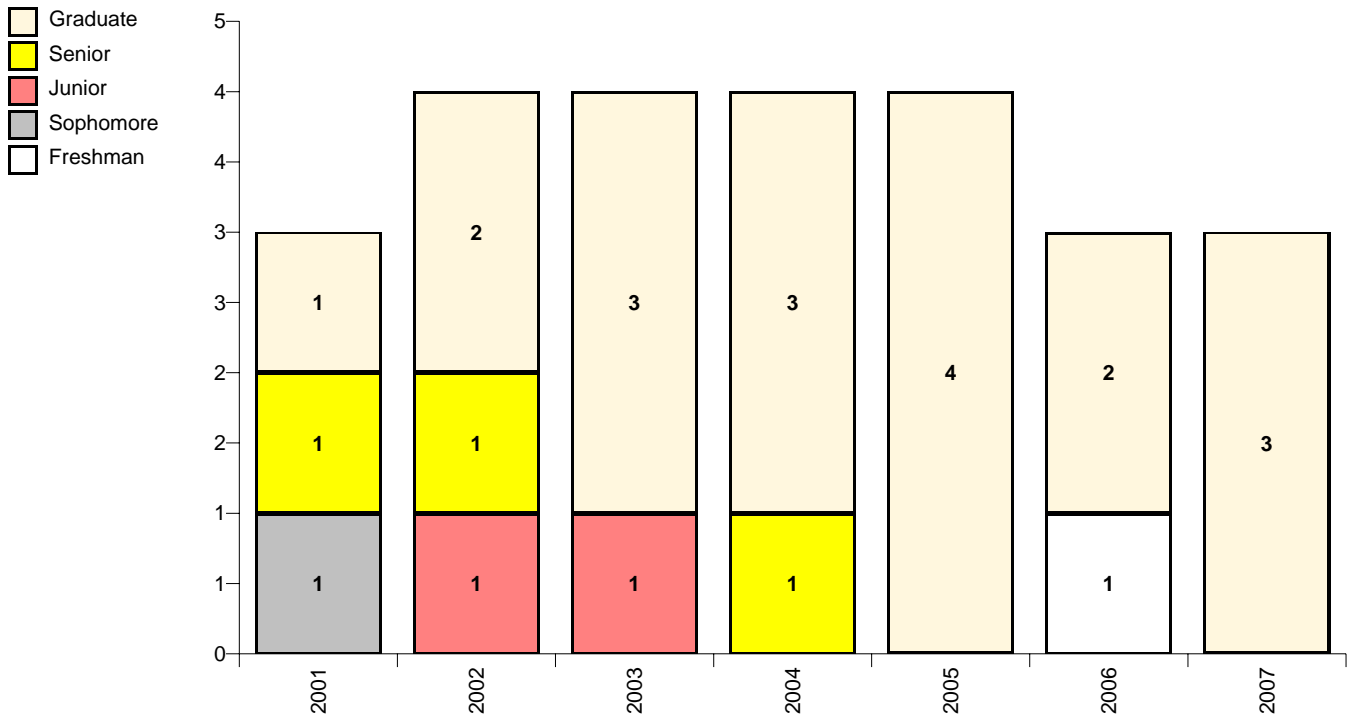
	2001	2002	2003	2004	2005	2006	2007
Freshman	1	1	2	2	1	2	2
Sophomore	4	1	1	3	3	2	1
Junior	2	3	1	3	3	2	4
Senior	3	3	4	3	3	5	7
Graduate - Masters	2	4	6	6	8	6	4
Graduate - Doctorate	15	15	16	16	16	16	17
Total	27	27	30	33	34	33	35

Source: Fall Preliminary Student Data Course Files

**COLLEGE OF MUSIC
MUSIC
ENROLLMENT BY FALL SEMESTER**

Piano Pedagogy

447209



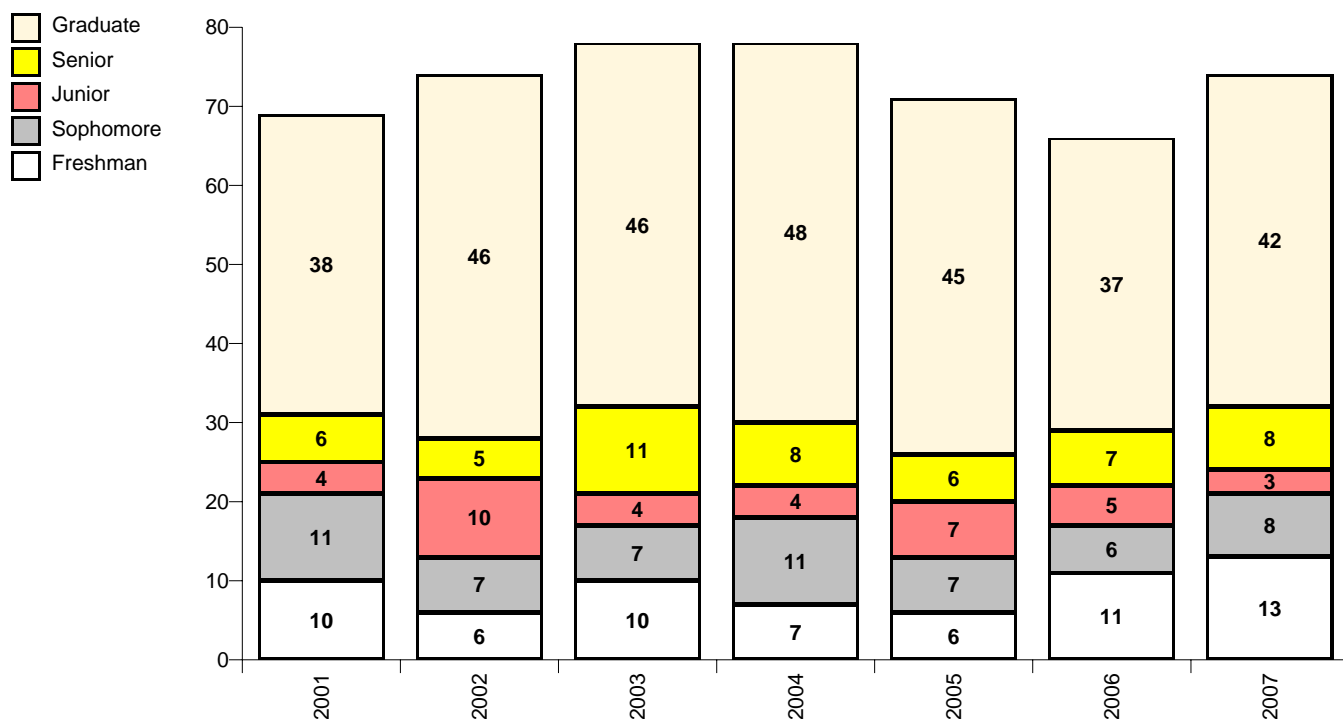
	2001	2002	2003	2004	2005	2006	2007
Freshman						1	
Sophomore	1						
Junior		1	1				
Senior	1	1		1			
Graduate - Masters	1	2	3	3	4	2	3
Total	3	4	4	4	4	3	3

Source: Fall Preliminary Student Data Course Files

**COLLEGE OF MUSIC
MUSIC
ENROLLMENT BY FALL SEMESTER**

Strings

447216



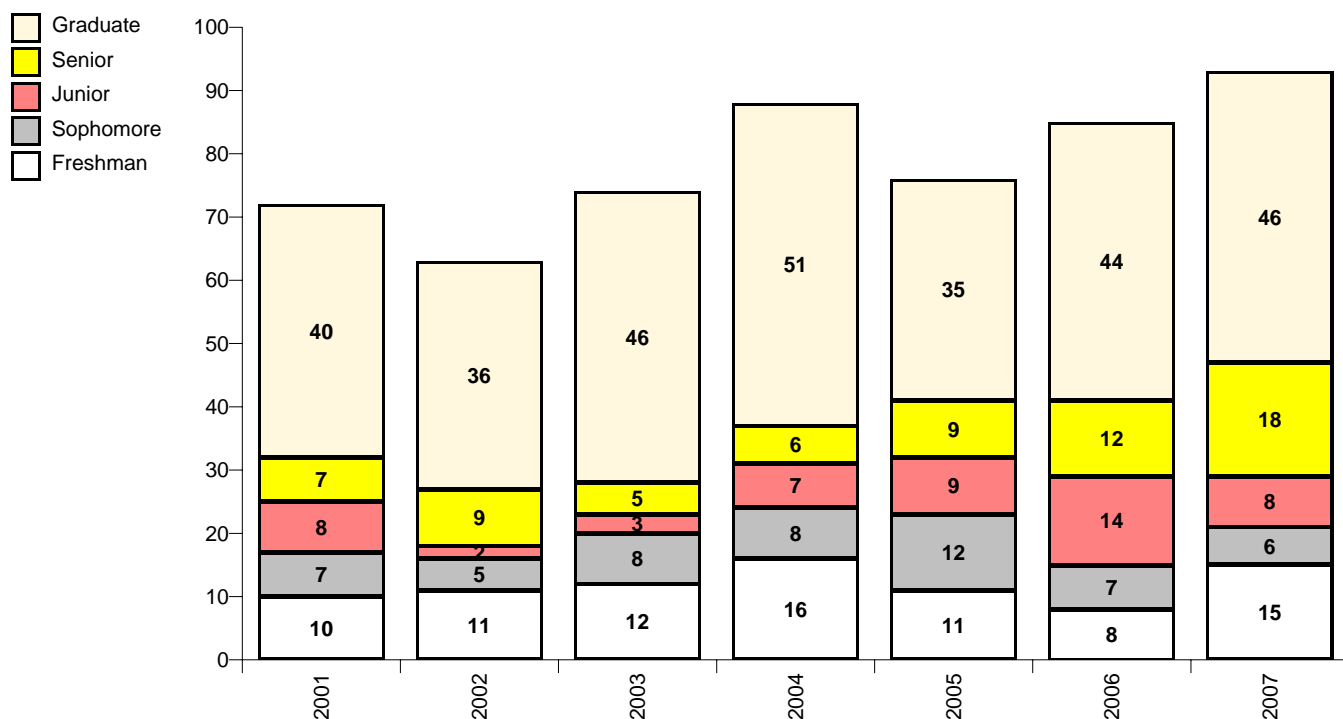
	2001	2002	2003	2004	2005	2006	2007
Freshman	10	6	10	7	6	11	13
Sophomore	11	7	7	11	7	6	8
Junior	4	10	4	4	7	5	3
Senior	6	5	11	8	6	7	8
Graduate - Masters	14	18	20	17	12	8	10
Graduate - Doctorate	24	28	26	31	33	29	32
Total	69	74	78	78	71	66	74

Source: Fall Preliminary Student Data Course Files

**COLLEGE OF MUSIC
MUSIC
ENROLLMENT BY FALL SEMESTER**

Voice

447217



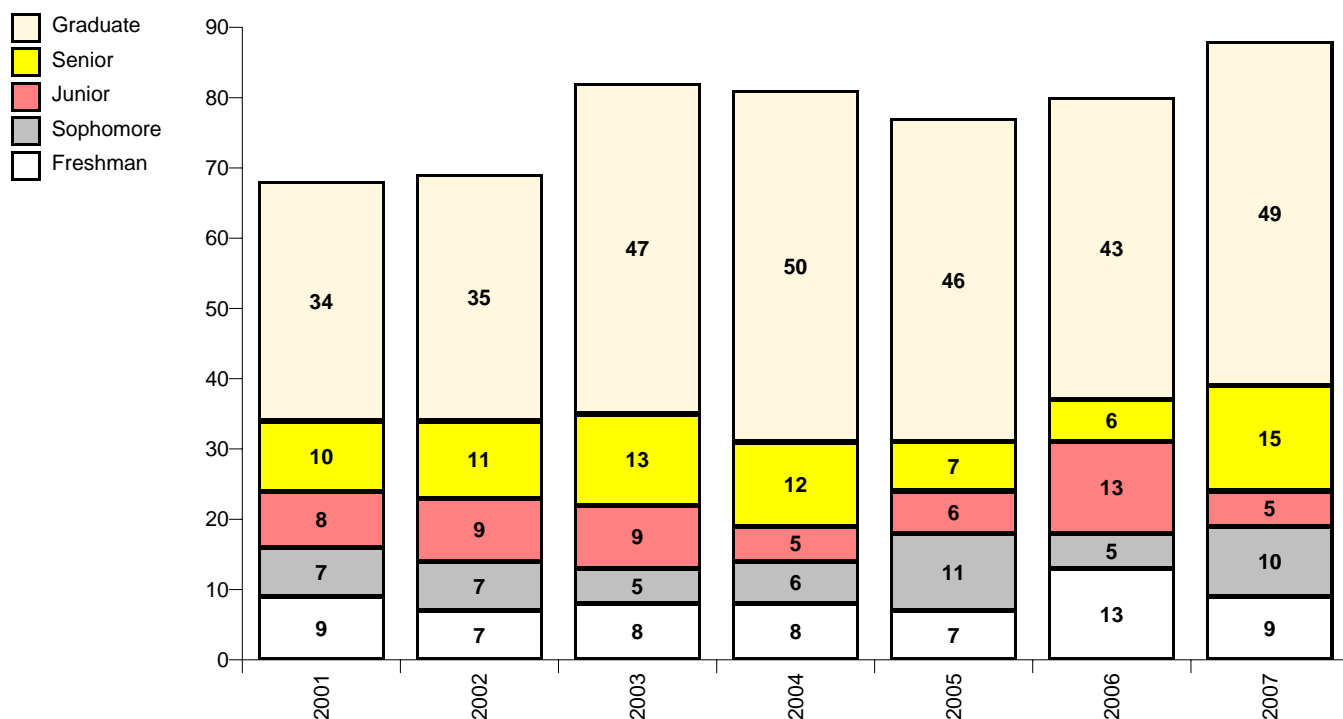
	2001	2002	2003	2004	2005	2006	2007
Freshman	10	11	12	16	11	8	15
Sophomore	7	5	8	8	12	7	6
Junior	8	2	3	7	9	14	8
Senior	7	9	5	6	9	12	18
Graduate - Masters	22	19	23	27	25	29	30
Graduate - Doctorate	18	17	23	24	10	15	16
Total	72	63	74	88	76	85	93

Source: Fall Preliminary Student Data Course Files

**COLLEGE OF MUSIC
MUSIC
ENROLLMENT BY FALL SEMESTER**

Woodwinds

447218



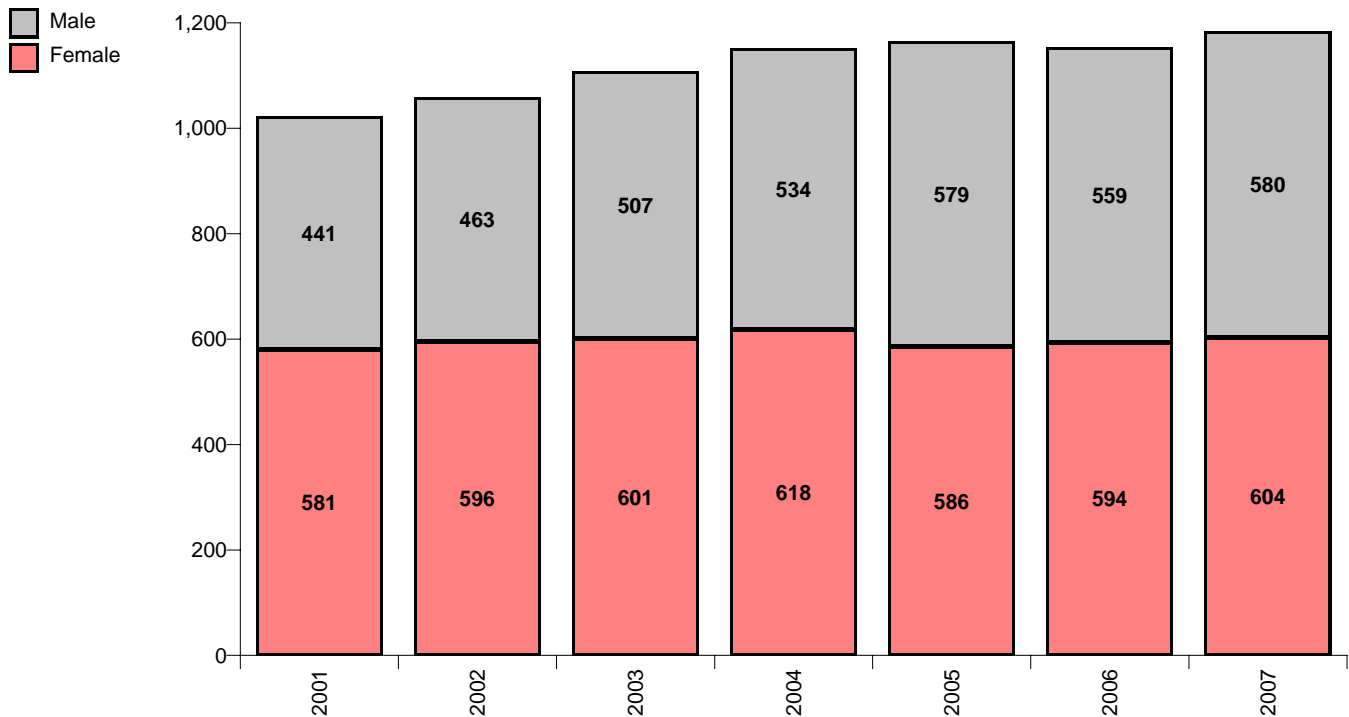
	2001	2002	2003	2004	2005	2006	2007
Freshman	9	7	8	8	7	13	9
Sophomore	7	7	5	6	11	5	10
Junior	8	9	9	5	6	13	5
Senior	10	11	13	12	7	6	15
Graduate - Masters	11	15	25	28	21	21	24
Graduate - Doctorate	23	20	22	22	25	22	25
Total	68	69	82	81	77	80	88

Source: Fall Preliminary Student Data Course Files

College of Music

Music

Enrollment by Fall Semester



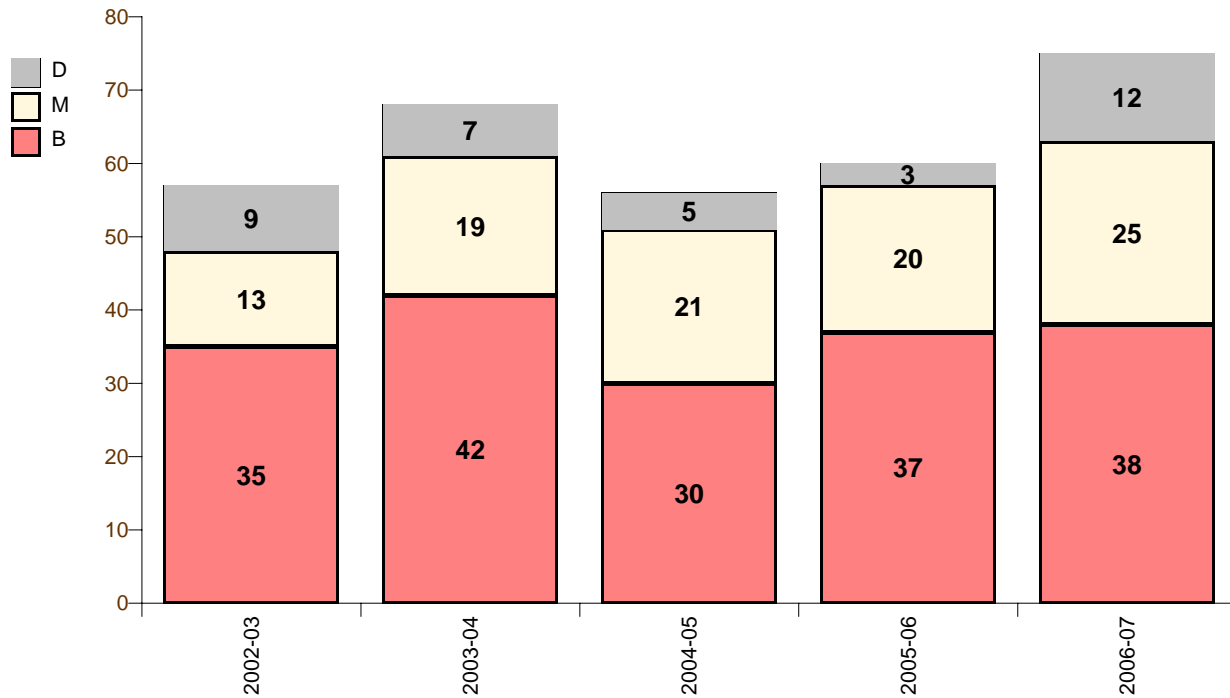
		2001	2002	2003	2004	2005	2006	2007
Female	American Indian or Native Alaskan	2	1	2	4	3	5	6
	Asian or Pacific Islander	11	10	11	16	18	16	17
	Black	38	42	38	39	29	33	31
	Hispanic	38	39	35	40	34	37	31
	Non-Resident Alien	34	45	54	57	53	43	52
	White	454	453	454	451	439	455	463
	Not Reported	4	6	7	11	10	5	4
	Female Total	581	596	601	618	586	594	604
Male	American Indian or Native Alaskan	3	1	2		2	2	4
	Asian or Pacific Islander	8	7	14	9	5	7	6
	Black	39	37	48	58	55	51	57
	Hispanic	25	34	36	41	53	49	57
	Non-Resident Alien	17	19	17	17	17	18	16
	White	344	357	382	395	429	425	433
	Not Reported	5	8	8	14	18	7	7
	Male Total	441	463	507	534	579	559	580
Department Total		1,022	1,059	1,108	1,152	1,165	1,153	1,184

Source: Fall Preliminary Student Data Course Files

College of Music

Degrees Awarded by Semester

CIP Code: 131312

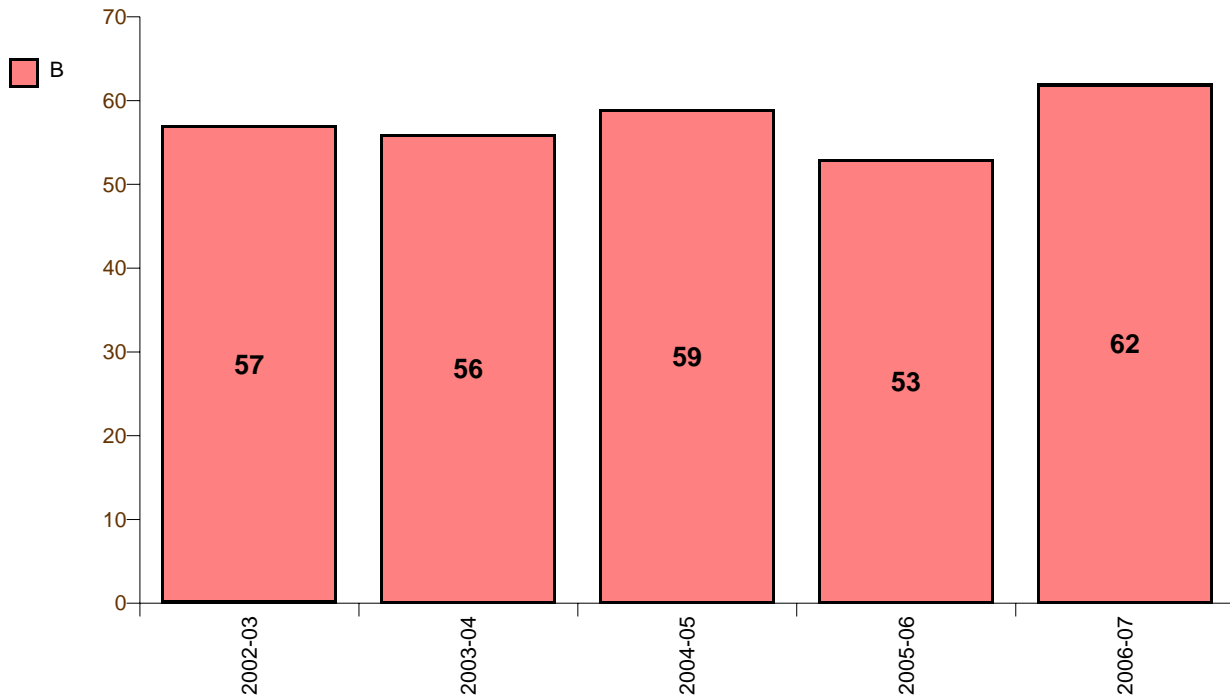


		Bachelors	Masters	Doctorate	Total
2002-03	Summer '02	1	6	3	10
	Fall '02	13	1	5	19
	Spring '03	21	6	1	28
2002-03	Total	35	13	9	57
2003-04	Summer '03	1	10	5	16
	Fall '03	15	3	1	19
	Spring '04	26	6	1	33
2003-04	Total	42	19	7	68
2004-05	Summer '04		10	1	11
	Fall '04	12	2	3	17
	Spring '05	18	9	1	28
2004-05	Total	30	21	5	56
2005-06	Summer '05	3	14	1	18
	Fall '05	14	1	1	16
	Spring '06	20	5	1	26
2005-06	Total	37	20	3	60
2006-07	Summer '06	2	15	6	23
	Fall '06	17	3	2	22
	Spring '07	19	7	4	30
2006-07	Total	38	25	12	75

Source: Final Student Data Course Files (SDCF)

College of Music
Degrees Awarded by Semester

CIP Code: 500901

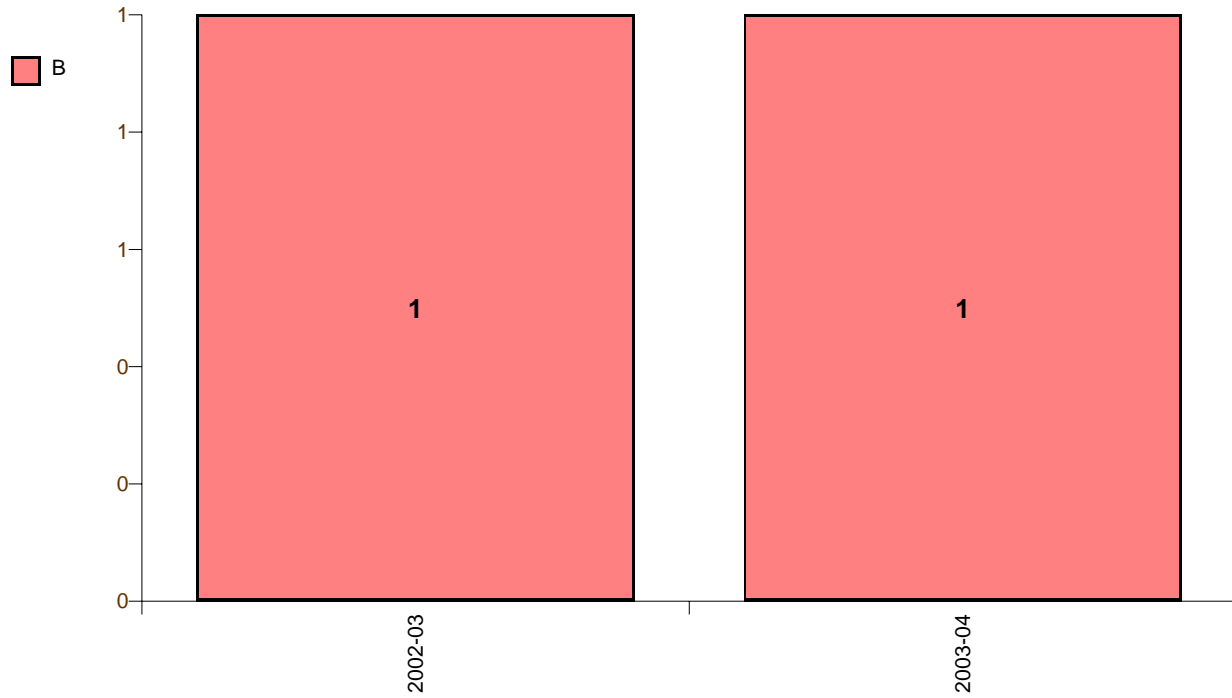


		Bachelors	Total
2002-03	<i>Summer '02</i>	12	12
	<i>Fall '02</i>	21	21
	<i>Spring '03</i>	24	24
2002-03	Total	57	57
2003-04	<i>Summer '03</i>	12	12
	<i>Fall '03</i>	15	15
	<i>Spring '04</i>	29	29
2003-04	Total	56	56
2004-05	<i>Summer '04</i>	8	8
	<i>Fall '04</i>	11	11
	<i>Spring '05</i>	40	40
2004-05	Total	59	59
2005-06	<i>Summer '05</i>	12	12
	<i>Fall '05</i>	13	13
	<i>Spring '06</i>	28	28
2005-06	Total	53	53
2006-07	<i>Summer '06</i>	13	13
	<i>Fall '06</i>	10	10
	<i>Spring '07</i>	39	39
2006-07	Total	62	62

Source: Final Student Data Course Files (SDCF)

College of Music
Degrees Awarded by Semester

CIP Code: 500902



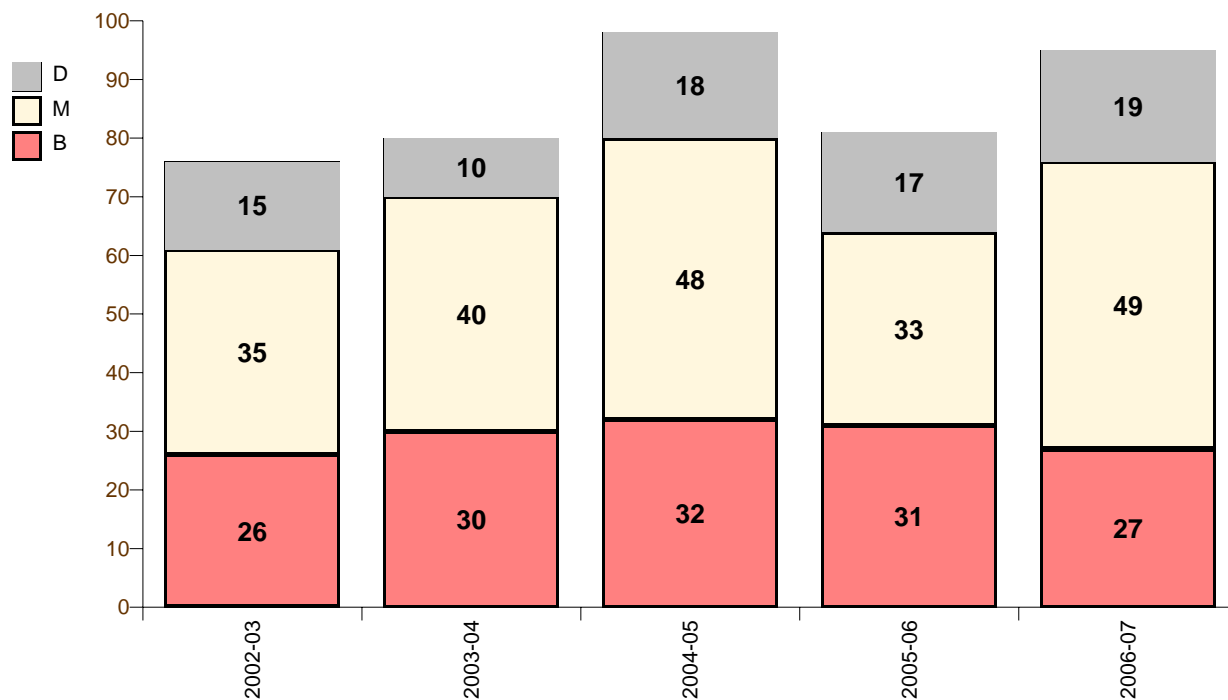
		Bachelors	Total
2002-03	<i>Spring '03</i>	1	1
2002-03	Total	1	1
2003-04	<i>Fall '03</i>	1	1
2003-04	Total	1	1

Source: Final Student Data Course Files (SDCF)

College of Music

Degrees Awarded by Semester

CIP Code: 500903



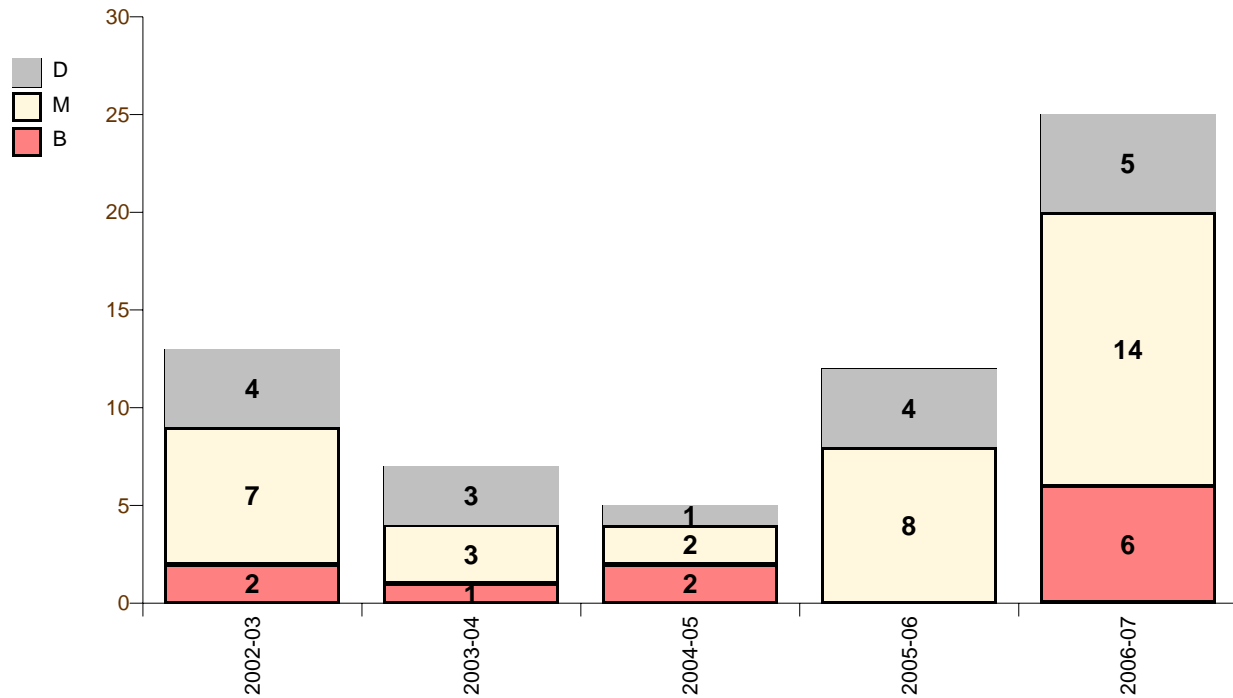
		Bachelors	Masters	Doctorate	Total
2002-03	Summer '02	4	6	2	12
	Fall '02	3	5	6	14
	Spring '03	19	24	7	50
2002-03	Total	26	35	15	76
2003-04	Summer '03	6	8	2	16
	Fall '03	5	4	4	13
	Spring '04	19	28	4	51
2003-04	Total	30	40	10	80
2004-05	Summer '04	7	9	2	18
	Fall '04	1	5	6	12
	Spring '05	24	34	10	68
2004-05	Total	32	48	18	98
2005-06	Summer '05	4	7		11
	Fall '05	3	5	7	15
	Spring '06	24	21	10	55
2005-06	Total	31	33	17	81
2006-07	Summer '06	4	7	5	16
	Fall '06	2	11	9	22
	Spring '07	21	31	5	57
2006-07	Total	27	49	19	95

Source: Final Student Data Course Files (SDCF)

College of Music

Degrees Awarded by Semester

CIP Code: 500904

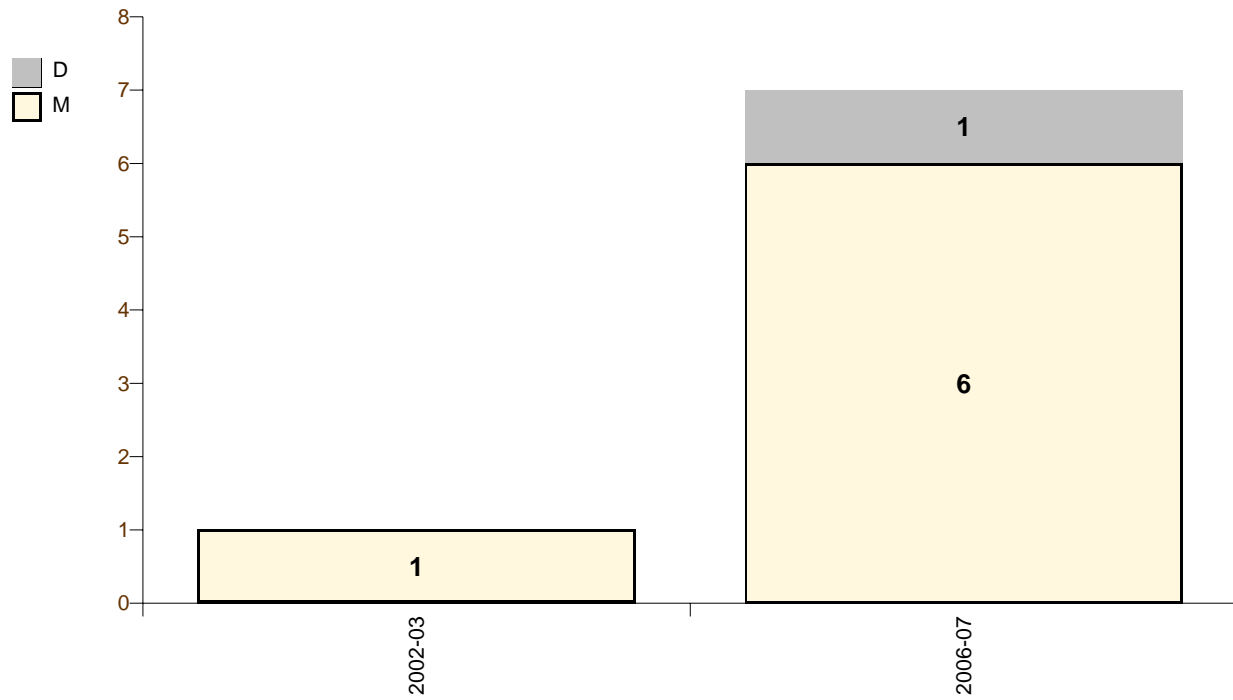


		Bachelors	Masters	Doctorate	Total
2002-03	<i>Summer '02</i>		1	1	2
	<i>Fall '02</i>	1	1	1	3
	<i>Spring '03</i>	1	5	2	8
2002-03	Total	2	7	4	13
2003-04	<i>Summer '03</i>		1		1
	<i>Fall '03</i>	1			1
	<i>Spring '04</i>		2	3	5
2003-04	Total	1	3	3	7
2004-05	<i>Fall '04</i>			1	1
	<i>Spring '05</i>	2	2		4
2004-05	Total	2	2	1	5
2005-06	<i>Fall '05</i>		1		1
	<i>Spring '06</i>		7	4	11
2005-06	Total		8	4	12
2006-07	<i>Summer '06</i>	1	7	1	9
	<i>Fall '06</i>		3		3
	<i>Spring '07</i>	5	4	4	13
2006-07	Total	6	14	5	25

Source: Final Student Data Course Files (SDCF)

College of Music
Degrees Awarded by Semester

CIP Code: 500905

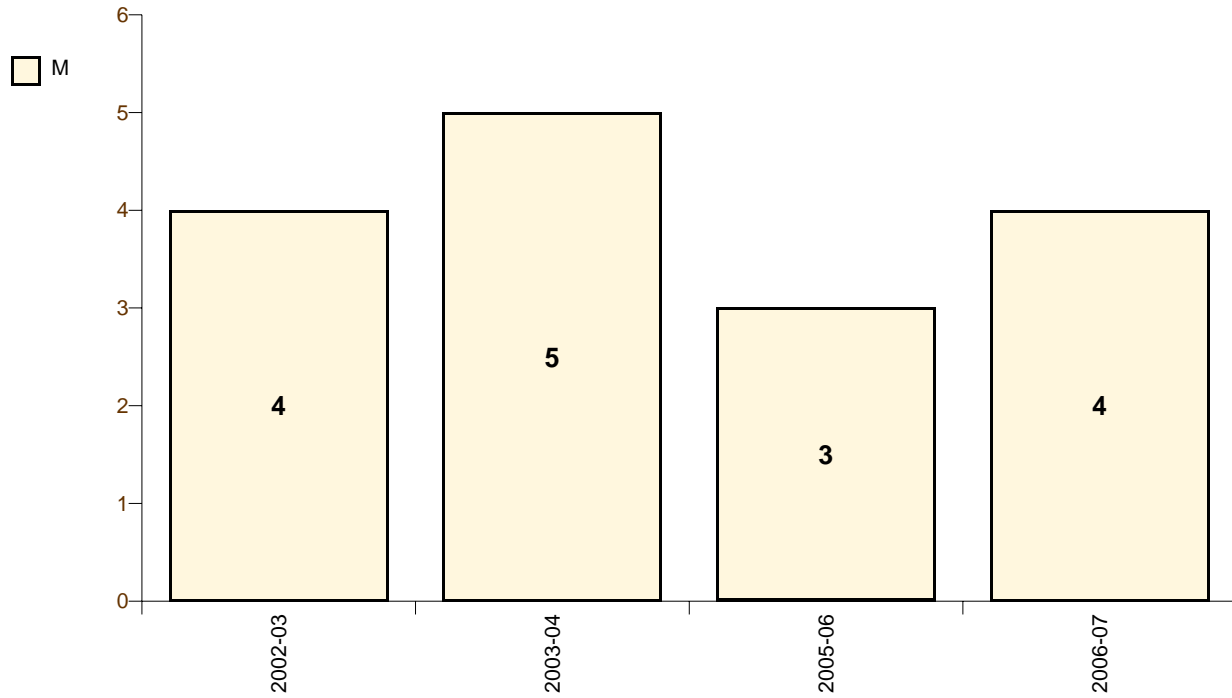


		Masters	Doctorate	Total
2002-03	<i>Spring '03</i>	1		1
2002-03	Total	1		1
2006-07	<i>Fall '06</i>	2	1	3
	<i>Spring '07</i>	4		4
2006-07	Total	6	1	7

Source: Final Student Data Course Files (SDCF)

College of Music
Degrees Awarded by Semester

CIP Code: 500908

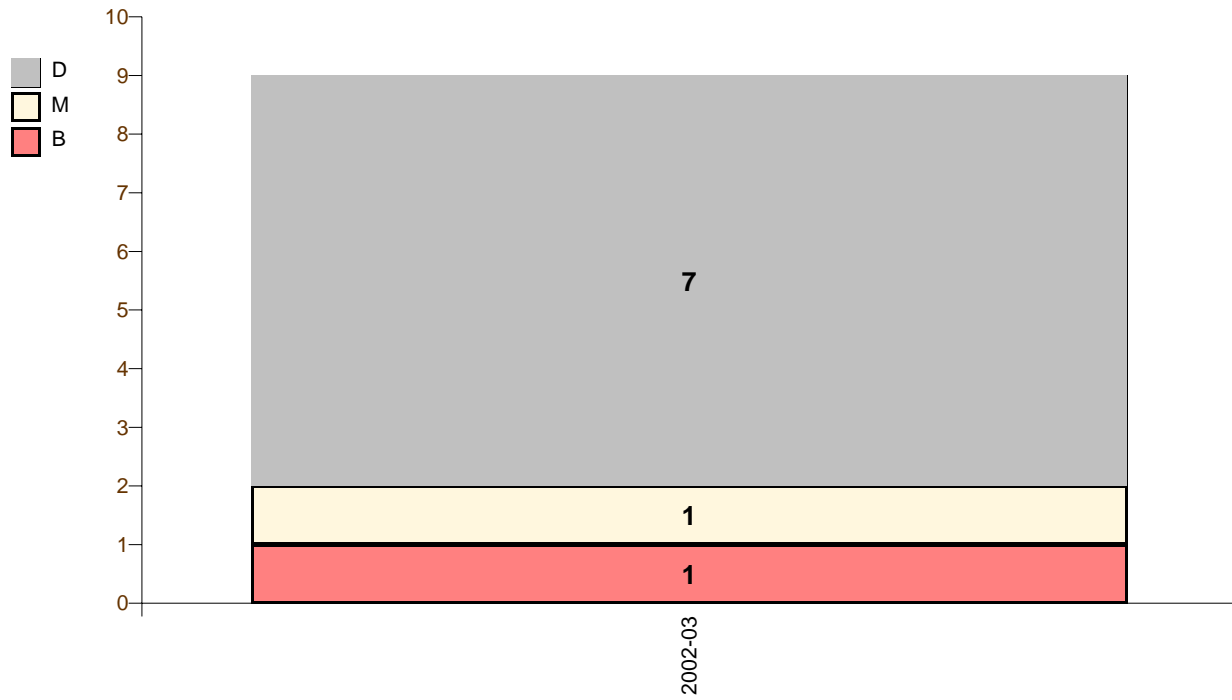


		Masters	Total
2002-03	<i>Fall '02</i>	2	2
	<i>Spring '03</i>	2	2
2002-03	Total	4	4
2003-04	<i>Summer '03</i>	1	1
	<i>Fall '03</i>	1	1
	<i>Spring '04</i>	3	3
2003-04	Total	5	5
2005-06	<i>Summer '05</i>	3	3
2005-06	Total	3	3
2006-07	<i>Summer '06</i>	3	3
	<i>Spring '07</i>	1	1
2006-07	Total	4	4

Source: Final Student Data Course Files (SDCF)

College of Music
Degrees Awarded by Semester

CIP Code: 500995

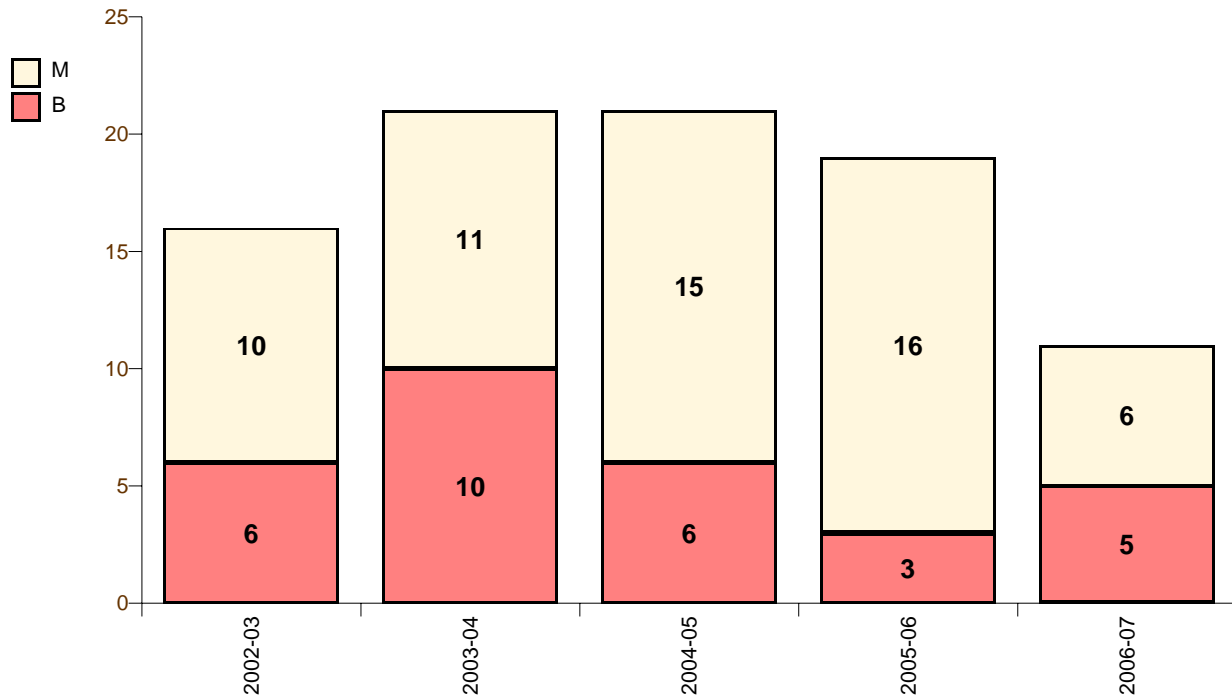


		Bachelors	Masters	Doctorate	Total
2002-03	Summer '02	1		2	3
	Fall '02			3	3
	Spring '03		1	2	3
2002-03	Total	1	1	7	9

Source: Final Student Data Course Files (SDCF)

College of Music
Degrees Awarded by Semester

CIP Code: 512305



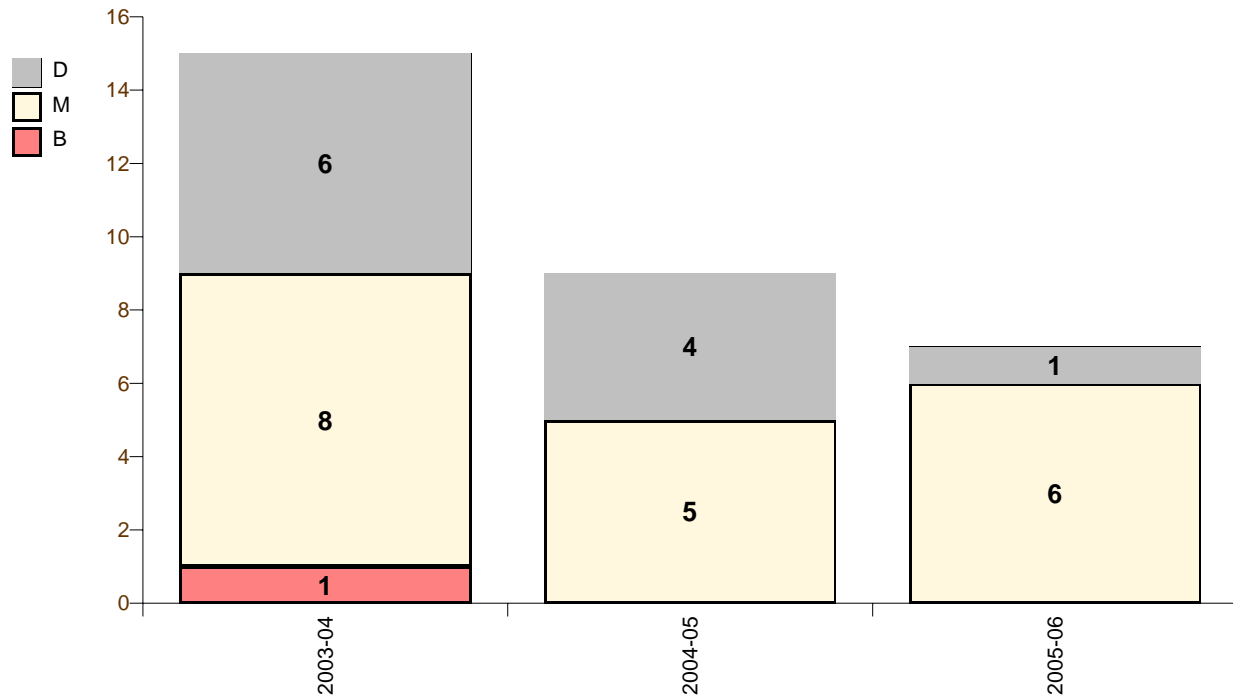
		Bachelors	Masters	Total
2002-03	Summer '02	3	4	7
	Fall '02		2	2
	Spring '03	3	4	7
2002-03	Total	6	10	16
2003-04	Summer '03	2	2	4
	Fall '03	5	5	10
	Spring '04	3	4	7
2003-04	Total	10	11	21
2004-05	Summer '04		7	7
	Fall '04	3	1	4
	Spring '05	3	7	10
2004-05	Total	6	15	21
2005-06	Summer '05		8	8
	Fall '05		6	6
	Spring '06	3	2	5
2005-06	Total	3	16	19
2006-07	Summer '06	2		2
	Fall '06	2	3	5
	Spring '07	1	3	4
2006-07	Total	5	6	11

Source: Final Student Data Course Files (SDCF)

College of Music

Degrees Awarded by Semester

CIP Code: 500999

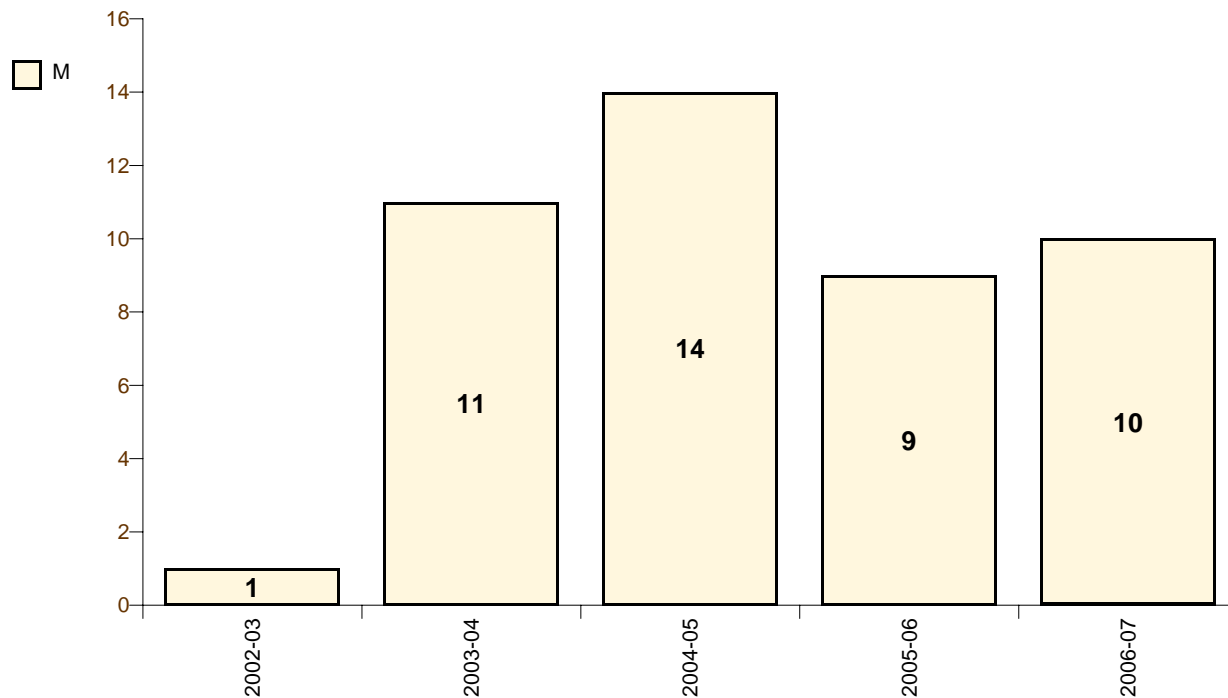


	Bachelors	Masters	Doctorate	Total
2003-04 Summer '03			3	3
Fall '03		2	1	3
Spring '04	1	6	2	9
2003-04 Total	1	8	6	15
2004-05 Summer '04		1		1
Fall '04		2	1	3
Spring '05		2	3	5
2004-05 Total		5	4	9
2005-06 Summer '05		5		5
Fall '05		1	1	2
2005-06 Total		6	1	7

Source: Final Student Data Course Files (SDCF)

College of Music
Degrees Awarded by Semester

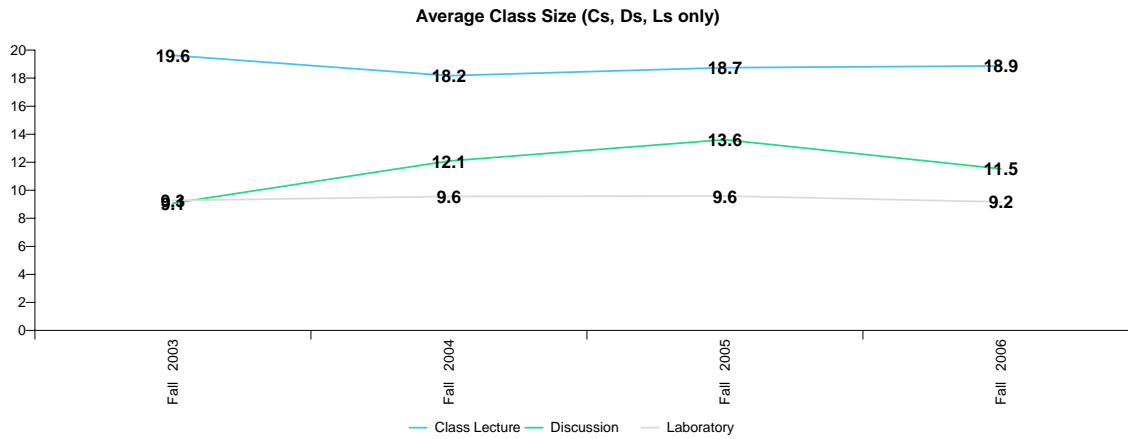
CIP Code: 500704



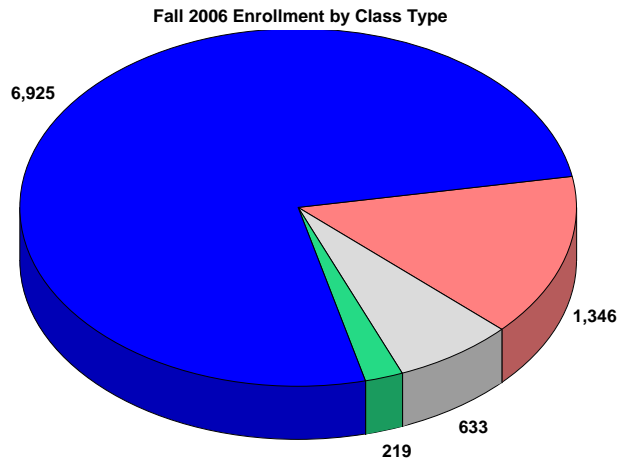

		Masters	Total
2002-03	<i>Spring '03</i>	1	1
2002-03	Total	1	1
2003-04	<i>Summer '03</i>	2	2
	<i>Fall '03</i>	4	4
	<i>Spring '04</i>	5	5
2003-04	Total	11	11
2004-05	<i>Summer '04</i>	5	5
	<i>Fall '04</i>	2	2
	<i>Spring '05</i>	7	7
2004-05	Total	14	14
2005-06	<i>Summer '05</i>	1	1
	<i>Fall '05</i>	1	1
	<i>Spring '06</i>	7	7
2005-06	Total	9	9
2006-07	<i>Summer '06</i>	3	3
	<i>Fall '06</i>	1	1
	<i>Spring '07</i>	6	6
2006-07	Total	10	10

Source: Final Student Data Course Files (SDCF)

**COLLEGE OF MUSIC
MUSIC
AVERAGE CLASS SIZE**



		Class Lecture			Discussion			Laboratory		
		Enrollment	Number of Sections	Class Size	Enrollment	Number of Sections	Class Size	Enrollment	Number of Sections	Class Size
Fall 2003	Lower	4,659	123	37.9	145	1	145.0	440	38	11.6
	Upper	1,489	123	12.1	9	8	1.1	87	9	9.7
	Graduate	877	112	7.8	82	17	4.8	85	19	4.5
	Total	7,025	358	19.6	236	26	9.1	612	66	9.3
Fall 2004	Lower	4,339	127	34.2	184	4	46.0	399	36	11.1
	Upper	1,516	129	11.8	8	7	1.1	122	8	15.3
	Graduate	849	113	7.5	86	12	7.2	81	19	4.3
	Total	6,704	369	18.2	278	23	12.1	602	63	9.6
Fall 2005	Lower	4,760	134	35.5	195	5	39.0	444	37	12.0
	Upper	1,516	129	11.8	6	5	1.2	124	10	12.4
	Graduate	830	116	7.2	44	8	5.5	84	21	4.0
	Total	7,106	379	18.7	245	18	13.6	652	68	9.6
Fall 2006	Lower	4,542	127	35.8	167	4	41.8	403	35	11.5
	Upper	1,573	128	12.3	8	7	1.1	148	11	13.5
	Graduate	810	112	7.2	44	8	5.5	82	23	3.6
	Total	6,925	367	18.9	219	19	11.5	633	69	9.2



**College of Music
Music
Fundable Student Credit Hours and FTE**

SCH Produced

Summer

Level	2003	2004	2005	2006
Lower	1,594	1,921	2,277	2,248
Upper	602	543	532	581
Grad I	595	833	646	651
Grad II	195	274	290	240
Total	2,986	3,571	3,745	3,720

Fall

Level	2003	2004	2005	2006
Lower	9,820	9,835	10,717	10,185
Upper	3,760	3,805	3,713	4,006
Grad I	2,068	1,984	1,811	1,735
Grad II	1,188	1,335	1,281	1,369
Total	16,836	16,959	17,522	17,295

Spring

Level	2004	2005	2006	2007
Lower	8,328	9,165	9,567	9,503
Upper	3,733	3,622	3,737	3,725
Grad I	1,989	1,934	1,745	1,740
Grad II	1,195	1,315	1,343	1,476
Total	15,245	16,036	16,392	16,444

Fall & Spring

Level	2003-04	2004-05	2005-06	2006-07
Lower	18,148	19,000	20,284	19,688
Upper	7,493	7,427	7,450	7,731
Grad I	4,057	3,918	3,556	3,475
Grad II	2,383	2,650	2,624	2,845
Total	32,081	32,995	33,914	33,739

Annual

Level	2003-04	2004-05	2005-06	2006-07
Lower	19,742	20,921	22,561	21,936
Upper	8,095	7,970	7,982	8,312
Grad I	4,652	4,751	4,202	4,126
Grad II	2,578	2,924	2,914	3,085
Total	35,067	36,566	37,659	37,459

Annual FTE Contribution

Summer

Level	2003	2004	2005	2006
Lower	39.9	48.0	56.9	56.2
Upper	15.1	13.6	13.3	14.5
Grad I	18.6	26.0	20.2	20.3
Grad II	6.1	8.6	9.1	7.5
Total	79.6	96.2	99.5	98.6

Fall

Level	2003	2004	2005	2006
Lower	245.5	245.9	267.9	254.6
Upper	94.0	95.1	92.8	100.2
Grad I	64.6	62.0	56.6	54.2
Grad II	37.1	41.7	40.0	42.8
Total	441.3	444.7	457.4	451.8

Spring

Level	2004	2005	2006	2007
Lower	208.2	229.1	239.2	237.6
Upper	93.3	90.6	93.4	93.1
Grad I	62.2	60.4	54.5	54.4
Grad II	37.3	41.1	42.0	46.1
Total	401.0	421.2	429.1	431.2

Fall & Spring

Level	2003-04	2004-05	2005-06	2006-07
Lower	453.7	475.0	507.1	492.2
Upper	187.3	185.7	186.3	193.3
Grad I	126.8	122.4	111.1	108.6
Grad II	74.5	82.8	82.0	88.9
Total	842.3	865.9	886.5	883.0

Annual

Level	2003-04	2004-05	2005-06	2006-07
Lower	493.6	523.0	564.0	548.4
Upper	202.4	199.3	199.6	207.8
Grad I	145.4	148.5	131.3	128.9
Grad II	80.6	91.4	91.1	96.4
Total	921.9	962.1	986.0	981.5

Source: Final Student Data Course Files

Note: Lower and Upper hours are divided by 40 to obtain annual FTE; for Graduate I, Graduate II and Graduate III, hours are divided by 32

Distribution of Annual FTE by Semester Within Year

	2003-04	2004-05	2005-06	2006-07
Summer	8.5%	9.8%	9.9%	9.9%
Fall	48.0%	46.4%	46.5%	46.2%
Spring	43.5%	43.9%	43.5%	43.9%
	100.0%	100.0%	100.0%	100.0%

College of Music
Music
Non-Fundable Student Credit Hours and FTE

SCH Produced

Summer

Level	2003	2004	2005	2006
Lower	84	44	36	69
Upper	44	120	69	84
Grad I	44	42	141	199
Grad II	9	6	5	0
Total	181	212	251	352

Fall

Level	2003	2004	2005	2006
Lower	152	108	123	116
Upper	27	44	20	31
Grad I	0	3	9	4
Grad II	11	6	4	4
Total	190	161	156	155

Spring

Level	2004	2005	2006	2007
Lower	138	91	206	121
Upper	20	28	37	27
Grad I	2	0	8	2
Grad II	16	0	1	3
Total	176	119	252	153

Fall & Spring

Level	2003-04	2004-05	2005-06	2006-07
Lower	290	199	329	237
Upper	47	72	57	58
Grad I	2	3	17	6
Grad II	27	6	5	7
Total	366	280	408	308

Annual

Level	2003-04	2004-05	2005-06	2006-07
Lower	374	243	365	306
Upper	91	192	126	142
Grad I	46	45	158	205
Grad II	36	12	10	7
Total	547	492	659	660

Annual FTE Contribution

Summer

Level	2003	2004	2005	2006
Lower	2.1	1.1	0.9	1.7
Upper	1.1	3.0	1.7	2.1
Grad I	1.4	1.3	4.4	6.2
Grad II	0.3	0.2	0.2	0.0
Total	4.9	5.6	7.2	10.0

Fall

Level	2003	2004	2005	2006
Lower	3.8	2.7	3.1	2.9
Upper	0.7	1.1	0.5	0.8
Grad I	0.0	0.1	0.3	0.1
Grad II	0.3	0.2	0.1	0.1
Total	4.8	4.1	4.0	3.9

Spring

Level	2004	2005	2006	2007
Lower	3.5	2.3	5.2	3.0
Upper	0.5	0.7	0.9	0.7
Grad I	0.1	0.0	0.3	0.1
Grad II	0.5	0.0	0.0	0.1
Total	4.5	3.0	6.4	3.9

Fall & Spring

Level	2003-04	2004-05	2005-06	2006-07
Lower	7.3	5.0	8.2	5.9
Upper	1.2	1.8	1.4	1.5
Grad I	0.1	0.1	0.5	0.2
Grad II	0.8	0.2	0.2	0.2
Total	9.3	7.1	10.3	7.8

Annual

Level	2003-04	2004-05	2005-06	2006-07
Lower	9.4	6.1	9.1	7.7
Upper	2.3	4.8	3.2	3.6
Grad I	1.4	1.4	4.9	6.4
Grad II	1.1	0.4	0.3	0.2
Total	14.2	12.7	17.5	17.8

Source: Final Student Data Course Files

Note: Lower and Upper hours are divided by 40 to obtain annual FTE; for Graduate I, Graduate II and Graduate III, hours are divided by 32

Distribution of Annual FTE by Semester Within Year

	2003-04	2004-05	2005-06	2006-07
Summer	33.1%	43.1%	38.1%	53.3%
Fall	34.7%	32.7%	23.7%	23.5%
Spring	32.2%	24.2%	38.2%	23.2%
Total	100.0%	100.0%	100.0%	100.0%

College of Music
Music
Total Student Credit Hours and FTE

SCH Produced

Summer

Level	2003	2004	2005	2006
Lower	1,678	1,965	2,313	2,317
Upper	646	663	601	665
Grad I	639	875	787	850
Grad II	204	280	295	240
Total	3,167	3,783	3,996	4,072

Fall

Level	2003	2004	2005	2006
Lower	9,972	9,943	10,840	10,301
Upper	3,787	3,849	3,733	4,037
Grad I	2,068	1,987	1,820	1,739
Grad II	1,199	1,341	1,285	1,373
Total	17,026	17,120	17,678	17,450

Spring

Level	2004	2005	2006	2007
Lower	8,466	9,256	9,773	9,624
Upper	3,753	3,650	3,774	3,752
Grad I	1,991	1,934	1,753	1,742
Grad II	1,211	1,315	1,344	1,479
Total	15,421	16,155	16,644	16,597

Fall & Spring

Level	2003-04	2004-05	2005-06	2006-07
Lower	18,438	19,199	20,613	19,925
Upper	7,540	7,499	7,507	7,789
Grad I	4,059	3,921	3,573	3,481
Grad II	2,410	2,656	2,629	2,852
Total	32,447	33,275	34,322	34,047

Annual

Level	2003-04	2004-05	2005-06	2006-07
Lower	20,116	21,164	22,926	22,242
Upper	8,186	8,162	8,108	8,454
Grad I	4,698	4,796	4,360	4,331
Grad II	2,614	2,936	2,924	3,092
Total	35,614	37,058	38,318	38,119

Annual FTE Contribution

Summer

Level	2003	2004	2005	2006
Lower	42.0	49.1	57.8	57.9
Upper	16.1	16.6	15.0	16.6
Grad I	20.0	27.3	24.6	26.6
Grad II	6.4	8.8	9.2	7.5
Total	84.4	101.8	106.7	108.6

Fall

Level	2003	2004	2005	2006
Lower	249.3	248.6	271.0	257.5
Upper	94.7	96.2	93.3	100.9
Grad I	64.6	62.1	56.9	54.3
Grad II	37.5	41.9	40.2	42.9
Total	446.1	448.8	461.4	455.7

Spring

Level	2004	2005	2006	2007
Lower	211.7	231.4	244.3	240.6
Upper	93.8	91.3	94.4	93.8
Grad I	62.2	60.4	54.8	54.4
Grad II	37.8	41.1	42.0	46.2
Total	405.5	424.2	435.5	435.1

Fall & Spring

Level	2003-04	2004-05	2005-06	2006-07
Lower	461.0	480.0	515.3	498.1
Upper	188.5	187.5	187.7	194.7
Grad I	126.8	122.5	111.7	108.8
Grad II	75.3	83.0	82.2	89.1
Total	851.6	873.0	896.8	890.8

Annual

Level	2003-04	2004-05	2005-06	2006-07
Lower	502.9	529.1	573.2	556.1
Upper	204.7	204.1	202.7	211.4
Grad I	146.8	149.9	136.3	135.3
Grad II	81.7	91.8	91.4	96.6
Total	936.1	974.8	1,003.5	999.4

Source: Final Student Data Course Files

Note: Lower and Upper hours are divided by 40 to obtain annual FTE; for Graduate I, Graduate II and Graduate III, hours are divided by 32

Distribution of Annual FTE by Semester Within Year

	2003-04	2004-05	2005-06	2006-07
Summer	8.9%	10.2%	10.4%	10.7%
Fall	47.8%	46.2%	46.1%	45.8%
Spring	43.3%	43.6%	43.4%	43.5%
Total	100.0%	100.0%	100.0%	100.0%

Music (Academic) - Faculty Courses & Hours

Fall 2006 - Spring 2007			Organized Classes (C,D,L)								
Faculty Member	Class	FTE	SCH			Headcount			Sections		Total #Sec.
			UGrad	Grad	Total SCH	UGrad	Grad	Total HC	UGrad	Grad	
ALLEN	9001	2.00	169.0	66.0	235.0	70.00	22.00	92.0	8.50	4.0	12.5
BAKAN	9002	2.00	195.0	75.0	270.0	108.00	32.00	140.0	6.00	4.0	10.0
BECKMAN	9001	2.00	36.0	24.0	60.0	12.00	7.00	19.0	2.00	2.0	4.0
BOWERS	9001	1.99	365.0	45.5	410.5	238.00	16.00	254.0	7.25	3.3	10.5
BREWER	9002	2.00	27.0	175.0	202.0	9.00	61.00	70.0	3.00	7.0	10.0
BUCHLER	9003	1.99	141.0	72.0	213.0	47.00	22.00	69.0	3.00	2.0	5.0
CLARY	9001	1.99	28.0	116.0	144.0	37.00	131.00	168.0	6.00	7.0	13.0
CLENDINNING	9001	2.00	138.0	69.0	207.0	46.00	21.00	67.0	2.00	2.0	4.0
DARROW	9001	2.00	151.0	45.0	196.0	55.00	15.00	70.0	4.00	2.0	6.0
DUNNIGAN	9001	2.00	773.0	9.0	782.0	890.00	15.00	905.0	15.00	5.0	20.0
FENTON	9002	2.00	277.0	16.0	293.0	247.00	9.00	256.0	9.00	4.0	13.0
FREDRICKSON	9001	2.00	138.0	3.0	141.0	46.00	3.00	49.0	1.00	3.0	4.0
GABER	9002	2.01	273.0	30.0	303.0	94.00	9.00	103.0	7.00	4.0	11.0
GAREE	9126	1.99	-	38.0	38.0	-	10.00	10.0	-	4.0	4.0
GERINGER	9001	2.02	-	45.0	45.0	-	14.00	14.0	-	4.0	4.0
GREGORY	9002	1.99	261.0	23.0	284.0	122.00	17.00	139.0	10.00	6.0	16.0
GUNDERSON	9003	2.00	-	30.0	30.0	-	10.00	10.0	-	2.0	2.0
HODGES	9126	1.99	9.0	161.0	170.0	3.00	52.00	55.0	1.00	7.0	8.0
JIMENEZ	9002	1.98	231.0	64.0	295.0	274.00	99.00	373.0	10.00	4.0	14.0
JONES	9003	2.00	161.0	40.5	201.5	58.00	12.00	70.0	4.00	1.3	5.3
KELLY	9002	2.00	326.6	47.5	374.1	121.04	11.00	132.0	8.09	3.3	11.3
KITE-POWELL	9001	2.00	6.0	117.0	123.0	8.00	59.50	67.5	3.00	9.5	12.5
KOEN	9003	2.00	264.0	54.0	318.0	123.00	17.00	140.0	6.00	3.0	9.0
KRAUS	9001	2.00	232.0	-	232.0	86.00	-	86.0	5.00	-	5.0
MADSEN	9001	2.01	155.0	182.0	337.0	53.00	66.00	119.0	4.00	8.0	12.0
MATHES	9002	2.00	94.5	72.0	166.5	25.50	23.00	48.5	1.50	2.0	3.5
MCARTHUR	9126	2.00	-	9.0	9.0	-	9.00	9.0	-	4.0	4.0
OLSEN	9001	2.01	1,866.0	105.0	1,971.0	631.00	50.00	681.0	14.00	8.0	22.0
ROGERS	9003	1.99	126.0	54.0	180.0	42.00	16.00	58.0	2.00	2.0	4.0
SEATON	9001	2.00	52.0	75.0	127.0	20.00	25.00	45.0	3.00	1.0	4.0
SHAFTTEL	9003	2.00	117.0	36.0	153.0	39.00	11.00	50.0	3.00	1.0	4.0
STANDLEY	9001	2.00	205.0	54.0	259.0	44.00	25.00	69.0	4.00	3.0	7.0
THOMAS	9001	2.00	201.0	169.0	370.0	232.00	190.00	422.0	10.00	11.0	21.0
VAN-WEELDEN	9002	2.00	250.2	34.5	284.7	47.98	11.00	59.0	4.58	2.3	6.8
VON-GLAHN	9002	2.00	30.0	60.0	90.0	10.00	19.00	29.0	4.00	2.0	6.0
WELCH	9001	2.00	18.0	-	18.0	18.00	1.00	19.0	2.00	1.0	3.0
WRIGHT	9001	2.00	4,491.0	-	4,491.0	1,497.00	-	1,497.0	16.00	-	16.0
ZWILICH	9001	0.20	-	0.5	0.5	-	0.50	0.5	-	0.5	0.5
TOTALS			11,807.3	2,216.5	14,023.8	5,353.5	1,111.0	6,464.5	188.9	139.0	327.9
AVERAGE PER FACULTY			357.8	63.3	369.0	162.2	30.9	170.1	5.7	3.9	8.6

Music (Academic) - Faculty Courses & Hours

Fall 2006 - Spring 2007			Individualized (G,T,I,O,P,R,S,Z)								
Faculty Member	Class	FTE	SCH		Total SCH	Headcount		Total HC	Sections		Total #Sec.
			UGrad	Grad		UGrad	Grad		UGrad	Grad	
ALLEN	9001	2.00	-	1	1	-	1.0	1.0	-	1.0	1.0
BAKAN	9002	2.00	-	38	38	-	12.0	12.0	-	12.0	12.0
BECKMAN	9001	2.00	-	-	-	-	-	-	-	-	-
BOWERS	9001	1.99	4	-	4	3	-	3.0	3	-	3.0
BREWER	9002	2.00	-	62	62	-	18.0	18.0	-	18.0	18.0
BUCHLER	9003	1.99	2	20	22	1	7.0	8.0	1	7.0	8.0
CLARY	9001	1.99	-	22	22	-	3.0	3.0	-	3.0	3.0
CLENDINNING	9001	2.00	-	66	66	-	15.0	15.0	-	15.0	15.0
DARROW	9001	2.00	-	34	34	-	11.0	11.0	-	11.0	11.0
DUNNIGAN	9001	2.00	2	13	15	1	8.0	9.0	1	8.0	9.0
FENTON	9002	2.00	9	48	57	4	4.0	8.0	4	4.0	8.0
FREDRICKSON	9001	2.00	-	-	-	-	-	-	-	-	-
GABER	9002	2.01	43	6	49	23	2.0	25.0	21	2.0	23.0
GAREE	9126	1.99	2	-	2	2	-	2.0	2	-	2.0
GERINGER	9001	2.02	-	-	-	-	-	-	-	-	-
GREGORY	9002	1.99	-	2	2	-	1.0	1.0	-	1.0	1.0
GUNDERSON	9003	2.00	2	41	43	1	7.0	8.0	1	7.0	8.0
HODGES	9126	1.99	-	9	9	-	4.0	4.0	-	4.0	4.0
JIMENEZ	9002	1.98	3	12	15	3	7.0	10.0	3	6.0	9.0
JONES	9003	2.00	4	28	32	3	9.0	12.0	3	9.0	12.0
KELLY	9002	2.00	2	27	29	2	9.0	11.0	2	9.0	11.0
KITE-POWELL	9001	2.00	-	14	14	-	6.0	6.0	-	6.0	6.0
KOEN	9003	2.00	-	28	28	-	8.0	8.0	-	8.0	8.0
KRAUS	9001	2.00	-	8	8	-	3.0	3.0	-	3.0	3.0
MADSEN	9001	2.01	-	20	20	-	7.0	7.0	-	7.0	7.0
MATHES	9002	2.00	-	3	3	-	1.0	1.0	-	1.0	1.0
MARTHUR	9126	2.00	1	12	13	1	6.0	7.0	1	5.0	6.0
OLSEN	9001	2.01	-	22	22	-	10.0	10.0	-	10.0	10.0
ROGERS	9003	1.99	-	5	5	-	3.0	3.0	-	3.0	3.0
SEATON	9001	2.00	-	42	42	-	9.0	9.0	-	9.0	9.0
SHAFTTEL	9003	2.00	2	42	44	1	12.0	13.0	1	12.0	13.0
STANDLEY	9001	2.00	4	106	110	2	24.0	26.0	2	24.0	26.0
THOMAS	9001	2.00	-	82	82	-	12.0	12.0	-	11.0	11.0
VAN-WEELDEN	9002	2.00	1	29	30	1	7.0	8.0	1	7.0	8.0
VON-GLAHN	9002	2.00	-	42	42	-	16.0	16.0	-	16.0	16.0
WELCH	9001	2.00	6	2	8	3	1.0	4.0	3	1.0	4.0
WRIGHT	9001	2.00	-	-	-	-	-	-	-	-	-
ZWILICH	9001	0.20	-	-	-	-	-	-	-	-	-
TOTALS			87.0	886.0	973.0	51.0	243.0	294.0	49.0	240.0	289.0
AVERAGE PER FACULTY			5.8	28.6	29.5	3.4	7.8	8.9	3.3	7.7	8.8

Music (Academic) - Faculty Courses & Hours

Fall 2006 - Spring 2007			All Types								
Faculty Member	Class	FTE	SCH			Headcount			Sections		TOTAL #Sec.
			UGrad	Grad	TOTAL SCH	UGrad	Grad	TOTAL HC	UGrad	Grad	
ALLEN	9001	2.00	169.0	67.0	236.0	70.0	23.0	93.0	8.5	5.0	13.5
BAKAN	9002	2.00	195.0	113.0	308.0	108.0	44.0	152.0	6.0	16.0	22.0
BECKMAN	9001	2.00	36.0	24.0	60.0	12.0	7.0	19.0	2.0	2.0	4.0
BOWERS	9001	1.99	369.0	45.5	414.5	241.0	16.0	257.0	10.3	3.3	13.5
BREWER	9002	2.00	27.0	237.0	264.0	9.0	79.0	88.0	3.0	25.0	28.0
BUCHLER	9003	1.99	143.0	92.0	235.0	48.0	29.0	77.0	4.0	9.0	13.0
CLARY	9001	1.99	28.0	138.0	166.0	37.0	134.0	171.0	6.0	10.0	16.0
CLENDINNING	9001	2.00	138.0	135.0	273.0	46.0	36.0	82.0	2.0	17.0	19.0
DARROW	9001	2.00	151.0	79.0	230.0	55.0	26.0	81.0	4.0	13.0	17.0
DUNNIGAN	9001	2.00	775.0	22.0	797.0	891.0	23.0	914.0	16.0	13.0	29.0
FENTON	9002	2.00	286.0	64.0	350.0	251.0	13.0	264.0	13.0	8.0	21.0
FREDRICKSON	9001	2.00	138.0	3.0	141.0	46.0	3.0	49.0	1.0	3.0	4.0
GABER	9002	2.01	316.0	36.0	352.0	117.0	11.0	128.0	28.0	6.0	34.0
GAREE	9126	1.99	2.0	38.0	40.0	2.0	10.0	12.0	2.0	4.0	6.0
GERINGER	9001	2.02	-	45.0	45.0	-	14.0	14.0	-	4.0	4.0
GREGORY	9002	1.99	261.0	25.0	286.0	122.0	18.0	140.0	10.0	7.0	17.0
GUNDERSON	9003	2.00	2.0	71.0	73.0	1.0	17.0	18.0	1.0	9.0	10.0
HODGES	9126	1.99	9.0	170.0	179.0	3.0	56.0	59.0	1.0	11.0	12.0
JIMENEZ	9002	1.98	234.0	76.0	310.0	277.0	106.0	383.0	13.0	10.0	23.0
JONES	9003	2.00	165.0	68.5	233.5	61.0	21.0	82.0	7.0	10.3	17.3
KELLY	9002	2.00	328.6	74.5	403.1	123.0	20.0	143.0	10.1	12.3	22.3
KITE-POWELL	9001	2.00	6.0	131.0	137.0	8.0	65.5	73.5	3.0	15.5	18.5
KOEN	9003	2.00	264.0	82.0	346.0	123.0	25.0	148.0	6.0	11.0	17.0
KRAUS	9001	2.00	232.0	8.0	240.0	86.0	3.0	89.0	5.0	3.0	8.0
MADSEN	9001	2.01	155.0	202.0	357.0	53.0	73.0	126.0	4.0	15.0	19.0
MATHES	9002	2.00	94.5	75.0	169.5	25.5	24.0	49.5	1.5	3.0	4.5
MARTHUR	9126	2.00	1.0	21.0	22.0	1.0	15.0	16.0	1.0	9.0	10.0
OLSEN	9001	2.01	1,866.0	127.0	1,993.0	631.0	60.0	691.0	14.0	18.0	32.0
ROGERS	9003	1.99	126.0	59.0	185.0	42.0	19.0	61.0	2.0	5.0	7.0
SEATON	9001	2.00	52.0	117.0	169.0	20.0	34.0	54.0	3.0	10.0	13.0
SHAFTTEL	9003	2.00	119.0	78.0	197.0	40.0	23.0	63.0	4.0	13.0	17.0
STANDLEY	9001	2.00	209.0	160.0	369.0	46.0	49.0	95.0	6.0	27.0	33.0
THOMAS	9001	2.00	201.0	251.0	452.0	232.0	202.0	434.0	10.0	22.0	32.0
VAN-WEELDEN	9002	2.00	251.2	63.5	314.7	49.0	18.0	67.0	5.6	9.3	14.8
VON-GLAHN	9002	2.00	30.0	102.0	132.0	10.0	35.0	45.0	4.0	18.0	22.0
WELCH	9001	2.00	24.0	2.0	26.0	21.0	2.0	23.0	5.0	2.0	7.0
WRIGHT	9001	2.00	4,491.0	-	4,491.0	1,497.0	-	1,497.0	16.0	-	16.0
ZWILICH	9001	0.20	-	0.5	0.5	-	0.5	0.5	-	0.5	0.5
TOTALS			11,894.3	3,102.5	14,996.8	5,404.5	1,354.0	6,758.5	237.9	379.0	616.9
AVERAGE PER FACULTY			330.4	83.9	394.7	150.1	36.6	177.9	6.6	10.2	16.2

College of Music
E & G Student Credit Hours and Headcount Productivity
By Instructor Type

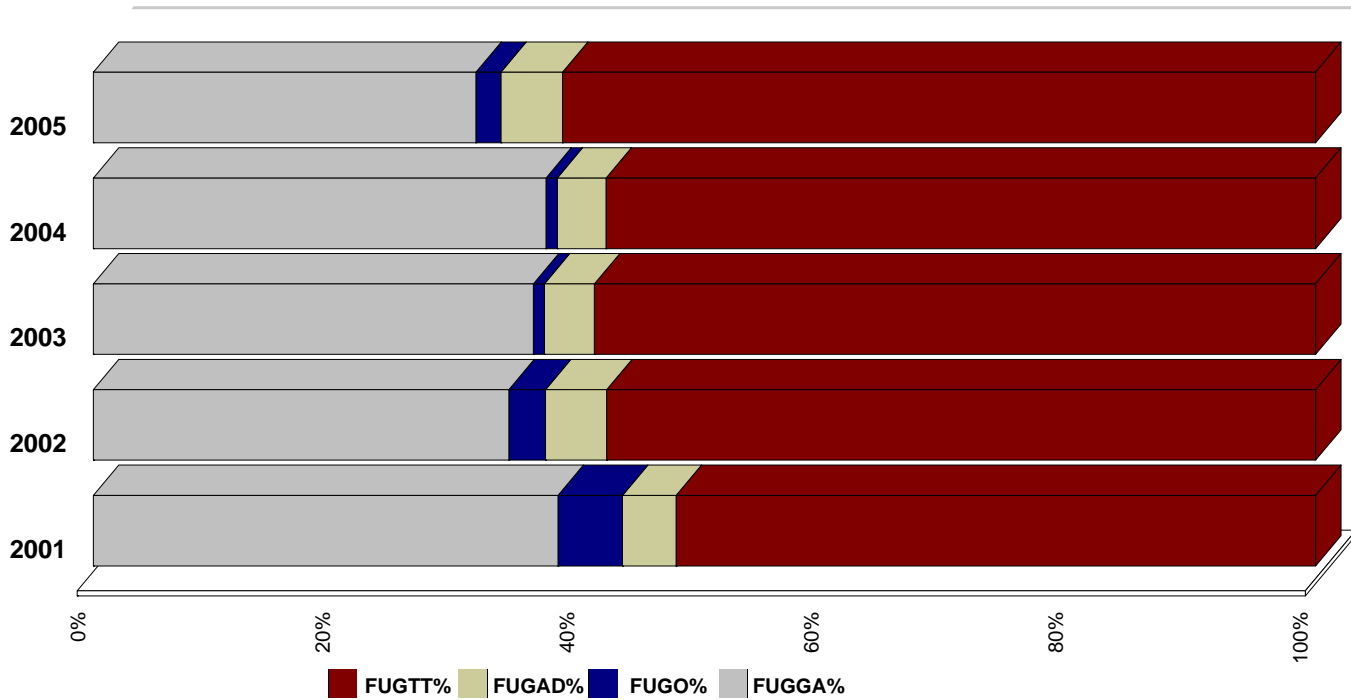
	Student						Student				
	FTE	Credit Hrs	SCH/FTE	Headcount	Headcount/ FTE		FTE	Credit Hrs	SCH/FTE	Headcount	Headcount/ FTE
<u>Fall 2002</u>											
Faculty	85.75	11,231.7	131.0	5,814	67.8	Faculty	84.75	10,475.6	123.6	4,964	58.6
OPS Regular Faculty	0	0.0	0.0	0	0.0	OPS Regular Faculty	0	0.0	0.0	0	0.0
OPS Faculty Adjuncts	2.59	92.8	35.8	77	29.7	OPS Faculty Adjuncts	2.41	148.4	61.6	108	44.8
Graduate Assistants	54.8	4,471.5	81.6	2,165	39.5	Graduate Assistants	61.41	4,991.0	81.3	2,434	39.6
A & P / USPS	0.16	0.0	0.0	568	3,550.0	A & P / USPS	0.42	22.0	52.4	542	1,290.5
Others	0.07	6.0	85.7	3	42.9	Others	0.21	24.0	114.3	24	114.3
	143.37	15,802.0	110.2	8,627	60.2		149.2	15,661.0	105.0	8,072	54.1
<u>Fall 2003</u>											
Faculty	85.54	12,526.0	146.4	6,255	73.1	Faculty	85.75	11,577.4	135.0	5,159	60.2
OPS Regular Faculty	0	0.0	0.0	0	0.0	OPS Regular Faculty	0	0.0	0.0	0	0.0
OPS Faculty Adjuncts	1.5	182.0	121.3	111	74.0	OPS Faculty Adjuncts	2.08	240.0	115.4	110	52.9
Graduate Assistants	56.17	4,268.0	76.0	2,108	37.5	Graduate Assistants	58.28	3,616.6	62.1	1,967	33.8
A & P / USPS	0.24	3.0	12.5	605	2,520.8	A & P / USPS	0.38	27.0	71.1	572	1,505.3
Others	0.16	10.0	62.5	7	43.8	Others	0.16	6.0	37.5	4	25.0
	143.61	16,989.0	118.3	9,086	63.3		146.65	15,467.0	105.5	7,812	53.3
<u>Fall 2004</u>											
Faculty	85.75	11,637.0	135.7	5,359.0	62.5	Faculty	86.75	10,754.8	124.0	5,113	58.9
OPS Regular Faculty	0	0.0	0.0	0.0	0.0	OPS Regular Faculty	1.82	211.0	115.9	132	72.5
OPS Faculty Adjuncts	2.18	239.4	109.8	112.0	51.4	OPS Faculty Adjuncts	0.52	100.2	192.7	22	42.3
Graduate Assistants	49.81	4,958.6	99.6	2,315.0	46.5	Graduate Assistants	53.92	4,729.0	87.7	2,251	41.7
A & P / USPS	0	0.0	0.0	0.0	0.0	A & P / USPS	0	0.0	0.0	0	0.0
Others	0	0.0	0.0	0.0	0.0	Others	0	0.0	0.0	0	0.0
	137.74	16,835.0	122.2	7,786	56.5		143.01	15,795.0	110.4	7,518	52.6
<u>Fall 2005</u>											
Faculty	88.53	11,503.0	129.9	6,100.0	68.9	Faculty	88.02	10,035.5	114.0	4,892	55.6
OPS Regular Faculty	1.98	310.0	156.6	161.0	81.3	OPS Regular Faculty	2.07	316.5	152.9	154	74.4
OPS Faculty Adjuncts	0.31	76.0	245.2	23.0	74.2	OPS Faculty Adjuncts	0.05	10.0	200.0	11	220.0
Graduate Assistants	44.74	3,899.0	87.1	1,865.0	41.7	Graduate Assistants	48.38	3,161.0	65.3	1,586	32.8
A & P / USPS	0	0.0	0.0	0.0	0.0	A & P / USPS	0	0.0	0.0	0	0.0
Others	0	0.0	0.0	0.0	0.0	Others	0	0.0	0.0	0	0.0
	135.56	15,788.0	116.5	8,149	60.1		138.52	13,523.0	97.6	6,643	48.0
<u>Fall 2006</u>											
Faculty	88.99	11063.8	124.3	5465	61.4	Faculty	88.70	10513	118.5	4875	55.0
OPS Regular Faculty	1.5436	296	191.8	168	108.8	OPS Regular Faculty	2.41	457.2	189.7	221	91.7
OPS Faculty Adjuncts	0.17	56	329.4	5	29.4	OPS Faculty Adjuncts	0	0	0.0	0	0.0
Graduate Assistants	52.27	4571.2	87.5	2154	41.2	Graduate Assistants	50.79	4489.7	88.4	2134	42.0
A & P / USPS	0	0	0.0	0	0.0	A & P / USPS	0	0	0.0	0	0.0
Others	0	0	0.0	0	0.0	Others	0	0	0.0	0	0.0
	142.974	15987.0	111.8	7792	54.5		141.90	15459.9	108.9	7230	51.0

Percent of Undergraduate Classes Taught by Type of Faculty

Music

CIP: 5009

Florida State University Percent of Undergraduate Classes Taught by Faculty Type



Florida State University Percent of Undergraduate Classes Taught by Faculty Type

Year	Tenure/Tenure Earning	Adjunct	Other Regular Faculty	Grad. Assistants
2001	52 %	4 %	5 %	38 %
2002	58 %	5 %	3 %	34 %
2003	59 %	4 %	1 %	36 %
2004	58 %	4 %	1 %	37 %
2005	61 %	5 %	2 %	31 %

Research I Institutions Percent of Undergraduate Classes Taught by Faculty Type

Year	Tenure/Tenure Earning	Adjunct	Other Regular Faculty	Grad. Assistants
2001	55 %	15 %	13 %	13 %
2002	57 %	13 %	14 %	12 %
2003	54 %	16 %	15 %	11 %
2004	59 %	15 %	14 %	9 %
2005	54 %	18 %	14 %	11 %

SUG Institutions Percent of Undergraduate Classes Taught by Faculty Type

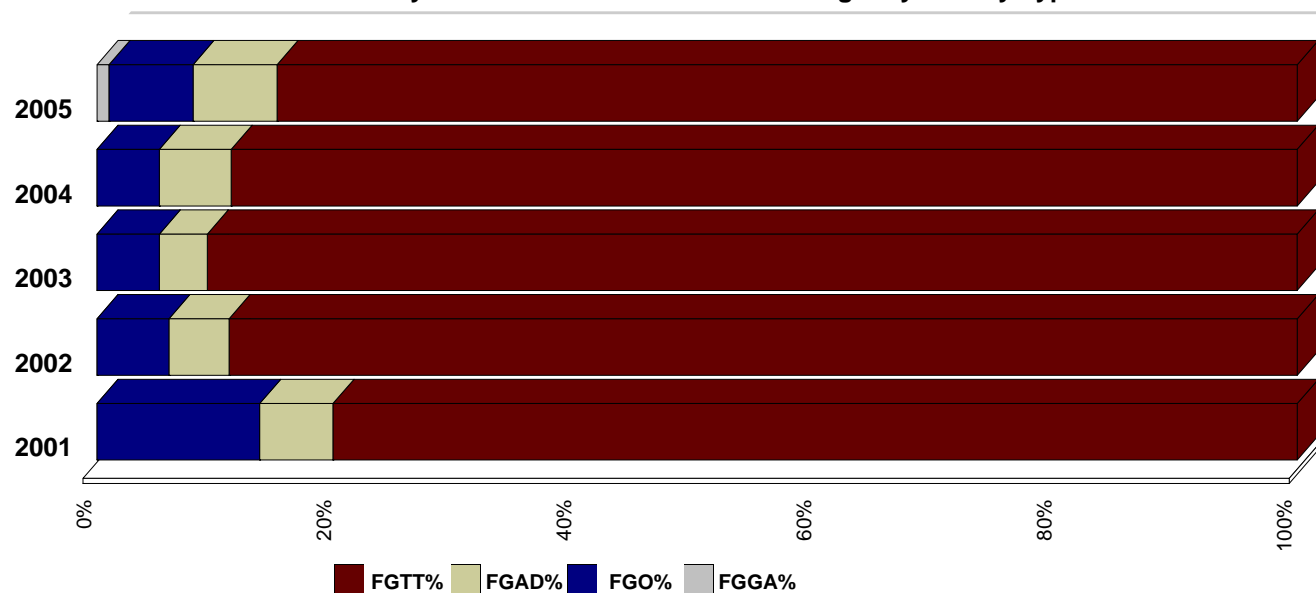
Year	Tenure/Tenure Earning	Adjunct	Other Regular Faculty	Grad. Assistants
2001	58 %	9 %	15 %	14 %
2002	58 %	11 %	16 %	12 %
2003	63 %	11 %	14 %	9 %
2004	62 %	10 %	13 %	12 %
2005	62 %	9 %	14 %	12 %

Percent of Graduate Classes Taught by Type of Faculty

Music

CIP: 5009

Florida State University Percent of Graduate Classes Taught by Faculty Type



Florida State University Percent of Graduate Classes Taught by Faculty Type

Year	Tenure/Tenure Earning	Adjunct	Other Regular Faculty	Grad. Assistants
2001	80%	6%	14%	0%
2002	89%	5%	6%	0%
2003	91%	4%	5%	0%
2004	89%	6%	5%	0%
2005	85%	7%	7%	1%

Research I Institutions Percent of Graduate Classes Taught by Faculty Type

Year	Tenure/Tenure Earning	Adjunct	Other Regular Faculty	Grad. Assistants
2001	86%	5%	5%	0%
2002	87%	5%	5%	0%
2003	85%	4%	8%	0%
2004	85%	5%	8%	0%
2005	82%	9%	7%	0%

SUG Institutions Percent of Graduate Classes Taught by Faculty Type

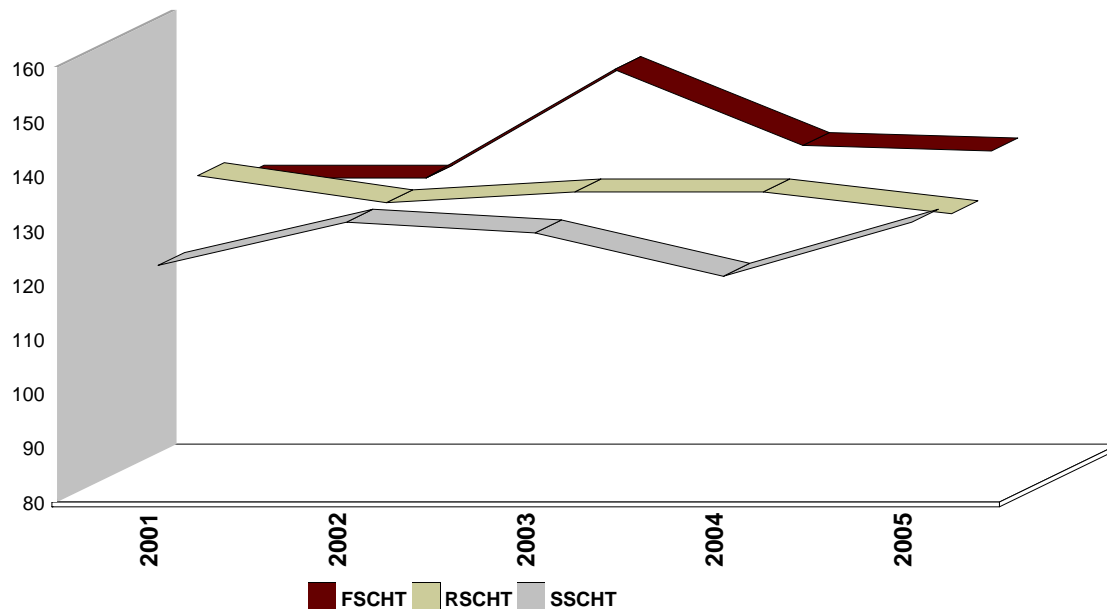
Year	Tenure/Tenure Earning	Adjunct	Other Regular Faculty	Grad. Assistants
2001	89 %	4 %	5 %	0 %
2002	92 %	3 %	3 %	0 %
2003	90 %	2 %	7 %	0 %
2004	85 %	2 %	11 %	0 %
2005	87 %	4 %	8 %	0 %

Student Credit Hours Taught per Tenured FTE Faculty

Music

CIP: 5009

Total Student Credit Hours per Tenured FTE Faculty



Florida State University Student Credit Hours per Tenured FTE Faculty

Year	Undergraduate	Graduate	Total
2001	96	36	132
2002	98	34	132
2003	115	37	152
2004	101	37	138
2005	103	33	137

Research I Student Credit Hours per Tenured FTE Faculty

Year	Undergraduate	Graduate	Total
2001	118	18	136
2002	112	19	131
2003	110	19	133
2004	117	17	133
2005	112	18	129

SUG Student Credit Hours per Tenured FTE Faculty

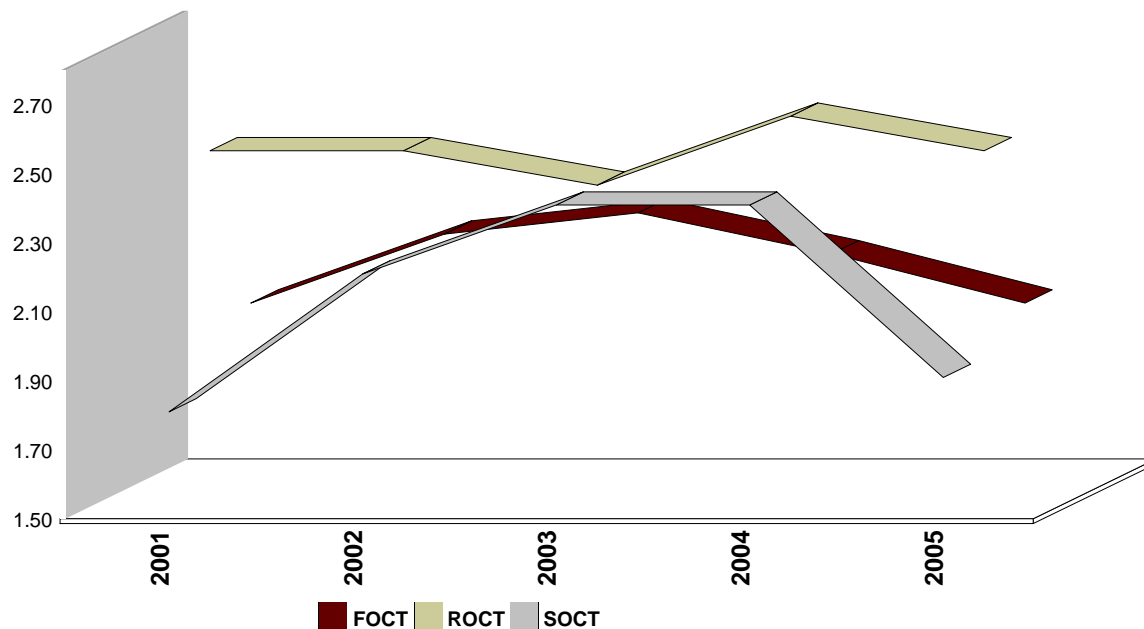
Year	Undergraduate	Graduate	SSCHT
2001	104	19	123
2002	112	19	131
2003	110	19	129
2004	104	19	121
2005	108	19	131

Organized Courses Taught per Tenured FTE Faculty

Music

CIP: 5009

Total Organized Courses Taught per Tenured FTE Faculty



Florida State University Organized Courses per Tenured FTE Faculty

Year	Undergraduate	Graduate	Total
2001	1.10	0.90	2.00
2002	1.20	1.00	2.20
2003	1.14	1.12	2.26
2004	1.14	1.00	2.14
2005	1.00	1.00	2.00

Research I Organized Courses per Tenured FTE Faculty

Year	Undergraduate	Graduate	Total
2001	1.80	0.70	2.50
2002	1.80	0.70	2.50
2003	1.70	0.70	2.40
2004	2.00	0.70	2.60
2005	1.80	0.70	2.50

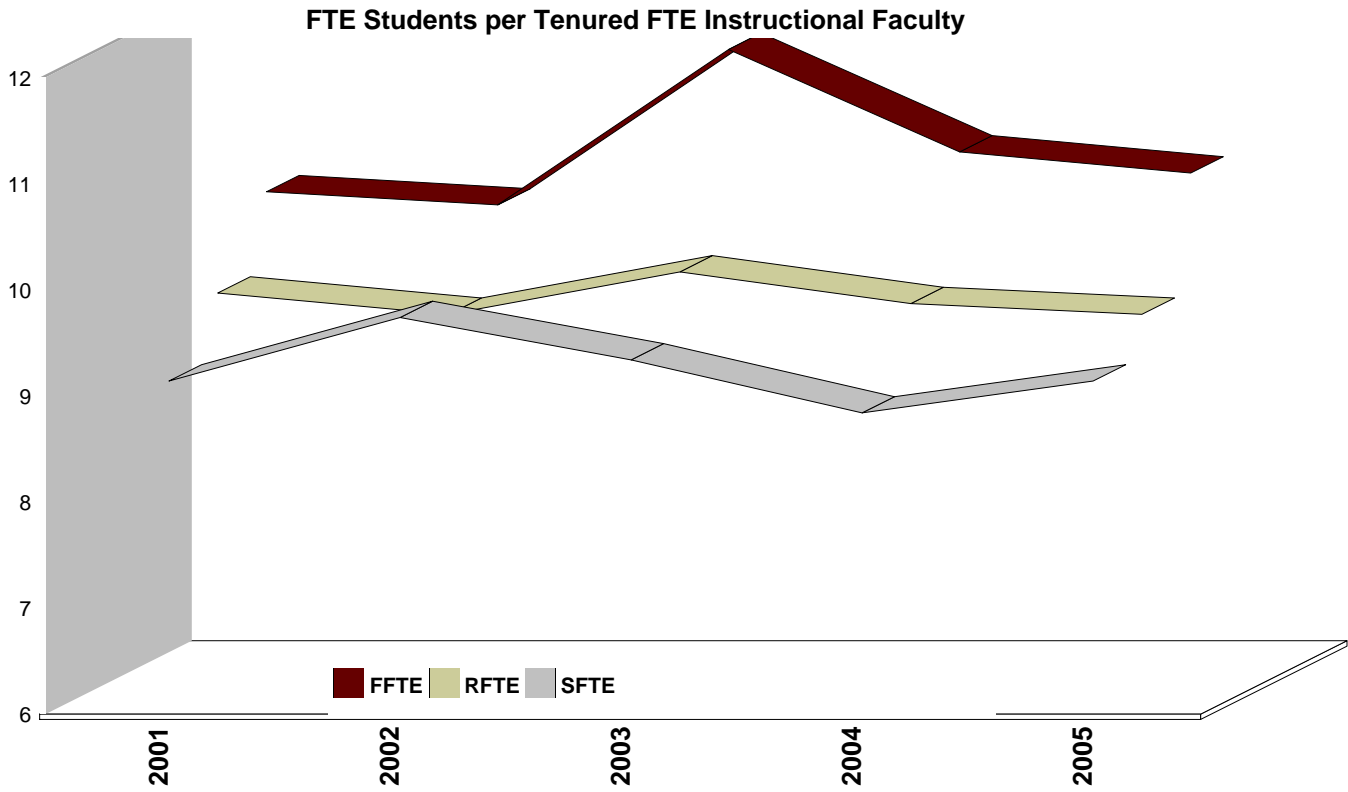
SUG Organized Courses per Tenured FTE Faculty

Year	SOCU	Graduate	Total
2001	1.30	0.50	1.80
2002	1.50	0.70	2.20
2003	1.70	0.70	2.40
2004	1.80	0.70	2.40
2005	1.50	0.60	1.90

FTE Students per Tenured FTE Instructional Faculty

Music

CIP: 5009



FTE Students per Tenured FTE Instructional Faculty

Year	FSU	Research I	SUG
2001	10	10	9
2002	10	10	10
2003	12	10	9
2004	11	10	9
2005	11	10	9

**Operating Budget E & G Position FTE and Rate Totals
By Pay Plan, Month Type, Filled/Vacant and Rank**

College of Music

Allen Music Library

		2005-2006	2006-2007
Total All Pay Plans	FTE	7.00	5.00
	Person Years	7.00	5.00
	Current Rate	\$192,257	\$159,903
Filled 9- & 12-Month Faculty	FTE	2.00	2.00
	Person Years	2.00	2.00
	Current Rate	\$87,157	\$93,892
Filled Support	FTE	5.00	3.00
	Person Years	5.00	3.00
	Current Rate	\$105,100	\$66,011

**Operating Budget E & G Position FTE and Rate Totals
By Pay Plan, Month Type, Filled/Vacant and Rank**

College of Music

Dean College of Music

		2005-2006	2006-2007
Total All Pay Plans	FTE	19.55	5.41
	Person Years	5.99	5.13
	Current Rate	\$199,969	\$149,372
Summer Faculty	FTE	14.55	0.31
	Person Years	0.99	0.03
	Current Rate	\$64,979	\$3,401
Filled Support	FTE	4.00	3.00
	Person Years	4.00	3.00
	Current Rate	\$125,630	\$98,343
Vacant & Reserve Support	FTE	1.00	2.10
	Person Years	1.00	2.10
	Current Rate	\$9,360	\$47,628

**Operating Budget E & G Position FTE and Rate Totals
By Pay Plan, Month Type, Filled/Vacant and Rank**

College of Music

Music Salaries

		2005-2006	2006-2007
Total All Pay Plans	FTE	118.07	129.32
	Person Years	95.70	98.17
	Current Rate	\$6,949,769	\$7,369,161
Filled 9- & 12-Month Faculty	FTE	87.75	89.75
	Person Years	67.58	69.08
	Current Rate	\$5,845,795	\$6,160,648
Vacant & Reserve Faculty	FTE	4.00	3.00
	Person Years	2.99	2.24
	Current Rate	\$251,764	\$196,045
Summer Faculty	FTE	1.32	10.57
	Person Years	0.13	0.85
	Current Rate	\$3,554	\$82,795
Filled Support	FTE	25.00	25.50
	Person Years	25.00	25.50
	Current Rate	\$848,656	\$915,173
Vacant & Reserve Support	FTE		0.50
	Person Years		0.50
	Current Rate		\$14,500

**Operating Budget E & G Position FTE and Rate Totals
By Pay Plan, Month Type, Filled/Vacant and Rank**

College of Music

Music Stages & Auditoriums

		2005-2006	2006-2007
Total All Pay Plans	FTE	4.00	4.00
	Person Years	4.00	4.00
	Current Rate	\$115,647	\$117,948
Filled Support	FTE	4.00	4.00
	Person Years	4.00	4.00
	Current Rate	\$115,647	\$117,948

E & G Expenditures By Budget Category, By Major Object Code

College of Music

Allen Music Library

		2004-05	2005-06
SALARY	FACULTY	\$84,129	\$93,194
	USPS	\$101,449	\$104,807
	FRINGE BENEFITS	\$66,920	\$74,893
	OTHER SALARY	\$7,000	\$2,500
SALARY	Sub Total:	\$259,498	\$275,394
EXPENSE	EDUCATIONAL SUPPLIES		\$119
	EQUIPMENT & BOOKS	\$7,131	\$1,408
	EXPENSE OTHER	\$444	\$187
	MAINT & HEATING SUPPLIES		\$62
	OFFICE SUPPLIES	\$625	\$4,218
	OTHER CURRENT CHARGES	\$96	\$458
	PRINTING		\$48
	REPAIRS & MAINTENANCE		\$126
	TELEPHONE	\$292	\$293
EXPENSE	Sub Total:	\$8,588	\$6,919
OPS	FRINGE BENEFITS	\$128	\$759
	GRAD ASST	\$397	
	OPS OTHER	\$1,262	\$1,010
	STUDENT ASST	\$39,628	\$44,152
OPS	Sub Total:	\$41,415	\$45,921
OCO	DATA PROCESSING EQUIPMENT	\$18,069	
OCO	Sub Total:	\$18,069	
LIBRARY RESOURCES	LIBRARY BOOKS	\$148,373	\$165,269
LIBRARY RESOURCES	Sub Total:	\$148,373	\$165,269
	Department Total:	\$475,943	\$493,503

E & G Expenditures By Budget Category, By Major Object Code

College of Music

Band Education

		2004-05	2005-06
EXPENSE	CONSULTING & OTHER	\$4,782	
	EQUIPMENT & BOOKS	\$780	\$130
	EXPENSE OTHER	\$584	
	OTHER MATERIALS & SUPPLIES	\$2,720	\$1,746
	PRINTING	\$1,190	\$264
	TELEPHONE	\$2,117	\$2,147
	TRAVEL	\$495	
EXPENSE	Sub Total:	\$12,668	\$4,287
	Department Total:	\$12,668	\$4,287

E & G Expenditures By Budget Category, By Major Object Code

College of Music

Center for Music Research

		2004-05	2005-06
EXPENSE	EDUCATIONAL SUPPLIES		\$96
	EQUIPMENT & BOOKS	\$2,138	\$1,808
	EXPENSE OTHER		\$95
	MAINT & HEATING SUPPLIES		\$390
	OTHER MATERIALS & SUPPLIES	\$116	\$221
	TELEPHONE	\$707	\$649
	TRAVEL	\$3,020	\$1,691
EXPENSE	Sub Total:	\$5,981	\$4,950
OCO	EDUCATIONAL EQUIPMENT		\$999
OCO	Sub Total:		\$999
	Department Total:	\$5,981	\$5,949

E & G Expenditures By Budget Category, By Major Object Code

College of Music

Choral Education

		2004-05	2005-06
EXPENSE	CONSULTING & OTHER		\$2,000
	EQUIPMENT & BOOKS	\$1,816	\$1,916
	EXPENSE OTHER		\$35
	TELEPHONE	\$412	\$378
EXPENSE		Sub Total:	\$2,228
		\$2,228	\$4,329
OPS	STUDENT ASST		\$1,000
OPS		Sub Total:	\$1,000
		Department Total:	\$2,228
		\$2,228	\$5,329

E & G Expenditures By Budget Category, By Major Object Code

College of Music

College of Music

		2004-05	2005-06
SALARY	FRINGE BENEFITS		\$10
SALARY	Sub Total:		\$10
EXPENSE	CONSTRUCTION SUPPLIES		\$66
	CONSULTING & OTHER	\$24,953	\$30,722
	EDUCATIONAL SUPPLIES	\$2,869	\$8,289
	EQUIPMENT & BOOKS	\$20,029	\$42,981
	EXPENSE OTHER	\$24,822	\$33,914
	INSURANCE & BENEFITS	\$32	
	MAINT & HEATING SUPPLIES	\$315	\$1,960
	MOTOR FUELS & LUBRICANTS	\$1,108	\$1,758
	MOVING EXPENSES		\$890
	OFFICE SUPPLIES	\$18,374	\$19,032
	OTHER CURRENT CHARGES	\$9,562	\$4,209
	OTHER MATERIALS & SUPPLIES	\$17,838	\$7,835
	PRINTING	\$65,706	\$51,019
	PURCHASE FOR RESALE	\$3,211	\$114
	RENTAL OF BUILDINGS	\$5,112	\$6,656
	RENTAL OF EQUIPMENT	\$15,844	\$670
	REPAIRS & MAINTENANCE	\$19,709	\$11,314
	SCHOLARSHIPS & FELLOWSHIPS	\$217	
	TELEPHONE	\$55,666	\$52,081
	TRAVEL		\$650
	UTILITIES	\$1,126	\$978
EXPENSE	Sub Total:	\$286,493	\$275,138
OPS	FRINGE BENEFITS	\$1,945	\$3,349
	FACULTY ADJUNCTS		\$5,593
	GRAD ASST	\$1,480	
	OPS OTHER	\$19,440	\$17,683
	STUDENT ASST	\$127,630	\$113,662
OPS	Sub Total:	\$150,495	\$140,287
OCO	DATA PROCESSING EQUIPMENT	\$12,278	\$292
	EDUCATIONAL EQUIPMENT		\$2,858
	FURNITURE & EQUIPMENT		\$2,259
OCO	Sub Total:	\$12,278	\$5,409
	Department Total:	\$449,266	\$420,844

E & G Expenditures By Budget Category, By Major Object Code

College of Music

Dean College of Music

		2004-05	2005-06
SALARY	FACULTY	\$156,382	\$302
	A&P	\$86,518	\$95,272
	USPS	\$2,470	
	FRINGE BENEFITS	\$62,967	\$40,182
	OTHER SALARY	\$13,639	\$1,500
SALARY	Sub Total:	\$321,976	\$137,256
EXPENSE	CONSULTING & OTHER	\$960	
	EDUCATIONAL SUPPLIES		\$439
	EQUIPMENT & BOOKS	\$2,297	\$52,962
	EXPENSE OTHER	\$491	\$760
	MAINT & HEATING SUPPLIES		\$2,231
	OTHER CURRENT CHARGES	\$100	
	OTHER MATERIALS & SUPPLIES		\$12,882
	PRINTING	\$235	
	REPAIRS & MAINTENANCE		\$25,475
	TRAVEL	\$6,410	
EXPENSE	Sub Total:	\$10,493	\$94,749
OPS	FRINGE BENEFITS		\$673
	FACULTY ADJUNCTS		\$20,781
	GRAD ASST	\$386	\$95
	OPS OTHER	\$716	\$522
	STUDENT ASST	\$880	\$5,907
OPS	Sub Total:	\$1,982	\$27,978
OCO	DATA PROCESSING EQUIPMENT	\$1,849	\$56,508
	EDUCATIONAL EQUIPMENT		\$129,673
	FURNITURE & EQUIPMENT		\$35,989
OCO	Sub Total:	\$1,849	\$222,170
Department Total:		\$336,300	\$482,153

E & G Expenditures By Budget Category, By Major Object Code

College of Music

Jazz Education

		2004-05	2005-06
EXPENSE	OTHER MATERIALS & SUPPLIES		\$56
	TRAVEL	\$1,793	\$1,232
EXPENSE	Sub Total:	\$1,793	\$1,288
	Department Total:	\$1,793	\$1,288

E & G Expenditures By Budget Category, By Major Object Code

College of Music

Music Black Faculty Spt 2004

		2004-05
EXPENSE	OTHER MATERIALS & SUPPLIES	\$1,046
	TRAVEL	\$2,955
EXPENSE	Sub Total:	\$4,001
	Department Total:	\$4,001

E & G Expenditures By Budget Category, By Major Object Code

College of Music

Music Grad Asst

		2004-05	2005-06
SALARY	A&P	\$-522	\$456
SALARY		\$-522	\$456
	Sub Total:		
OPS	FRINGE BENEFITS	\$684	\$798
	GRAD ASST	\$669,778	\$672,407
	OPS OTHER	\$145	\$-89
	STUDENT ASST	\$1,472	\$1,892
OPS		\$672,079	\$675,008
	Sub Total:		
	Department Total:	\$671,557	\$675,464

E & G Expenditures By Budget Category, By Major Object Code

College of Music

Music Living Learning Ctr

		2004-05	2005-06
EXPENSE	CONSULTING & OTHER	\$1,147	
	EQUIPMENT & BOOKS	\$6,393	\$1,263
	EXPENSE OTHER	\$301	
	OFFICE SUPPLIES	\$370	
	OTHER MATERIALS & SUPPLIES	\$142	
	PRINTING	\$363	\$1,123
	REPAIRS & MAINTENANCE		\$1,111
	TELEPHONE	\$1,474	\$1,362
EXPENSE	Sub Total:	\$10,190	\$4,859
OPS	FRINGE BENEFITS		\$20
	GRAD ASST	\$18,000	\$18,540
	STUDENT ASST		\$5,489
OPS	Sub Total:	\$18,000	\$24,049
	Department Total:	\$28,190	\$28,908

E & G Expenditures By Budget Category, By Major Object Code

College of Music

Music OPS

		2004-05	2005-06
SALARY	FRINGE BENEFITS	\$-260	
SALARY	Sub Total:	\$-260	
EXPENSE	EXPENSE OTHER	\$5,732	
EXPENSE	Sub Total:	\$5,732	
OPS	FRINGE BENEFITS	\$5,398	\$5,874
	FACULTY ADJUNCTS	\$74,501	\$122,559
	OPS OTHER	\$6,310	
OPS	Sub Total:	\$86,209	\$128,433
	Department Total:	\$91,681	\$128,433

E & G Expenditures By Budget Category, By Major Object Code

College of Music

Music Peer Advising

		2004-05	2005-06
EXPENSE	BEDDING & TEXTILES	\$213	\$204
	EXPENSE OTHER		\$10
	OFFICE SUPPLIES		\$231
	OTHER MATERIALS & SUPPLIES		\$153
	PRINTING		\$1,405
EXPENSE	Sub Total:	\$213	\$2,003
OPS	FRINGE BENEFITS	\$147	\$359
	OPS OTHER	\$1,762	\$3,029
	STUDENT ASST	\$6,092	\$3,627
OPS	Sub Total:	\$8,001	\$7,015
	Department Total:	\$8,214	\$9,018

E & G Expenditures By Budget Category, By Major Object Code

College of Music

Music Salaries

		2004-05	2005-06
SALARY	FACULTY	\$5,565,044	\$6,372,894
	A&P	\$273,880	\$292,209
	USPS	\$569,173	\$599,568
	FRINGE BENEFITS	\$1,730,184	\$1,922,630
	OTHER SALARY	\$145,792	\$14,173
SALARY	Sub Total:	\$8,284,073	\$9,201,474
EXPENSE	MOTOR FUELS & LUBRICANTS	\$64	
	TRAVEL	\$-8,001	
EXPENSE	Sub Total:	\$-7,937	
	Department Total:	\$8,276,136	\$9,201,474

E & G Expenditures By Budget Category, By Major Object Code

College of Music

Music Stages & Auditoriums

		2004-05	2005-06
SALARY	USPS	\$111,920	\$112,471
	FRINGE BENEFITS	\$38,605	\$33,047
	OTHER SALARY	\$10,153	\$4,305
SALARY	Sub Total:	\$160,678	\$149,823
EXPENSE	CONSTRUCTION SUPPLIES	\$188	\$1,590
	CONSULTING & OTHER	\$213	
	EDUCATIONAL SUPPLIES		\$3,854
	EQUIPMENT & BOOKS	\$1,589	\$4,071
	EXPENSE OTHER	\$250	\$143
	MAINT & HEATING SUPPLIES	\$116	\$635
	MOTOR FUELS & LUBRICANTS	\$54	\$112
	OFFICE SUPPLIES	\$111	\$517
	OTHER CURRENT CHARGES		\$28
	OTHER MATERIALS & SUPPLIES	\$577	\$1,017
	PURCHASE FOR RESALE	\$316	
	REPAIRS & MAINTENANCE	\$1,017	\$705
	TELEPHONE	\$2,288	\$2,308
EXPENSE	Sub Total:	\$6,719	\$14,980
OPS	FRINGE BENEFITS	\$3,761	\$2,553
	OPS OTHER	\$44,261	\$32,352
	STUDENT ASST	\$19,349	\$17,150
OPS	Sub Total:	\$67,371	\$52,055
OCO	DATA PROCESSING EQUIPMENT		\$6,897
OCO	Sub Total:		\$6,897
	Department Total:	\$234,768	\$223,755

E & G Expenditures By Budget Category, By Major Object Code

College of Music

Music Travel

		2004-05	2005-06
EXPENSE	OTHER MATERIALS & SUPPLIES	\$34	\$1,121
	TRAVEL	\$81,908	\$89,959
EXPENSE	Sub Total:	\$81,942	\$91,080
	Department Total:	\$81,942	\$91,080

E & G Expenditures By Budget Category, By Major Object Code

College of Music

Opera Education

		2004-05	2005-06
EXPENSE	CONSTRUCTION SUPPLIES	\$1,594	\$615
	CONSULTING & OTHER	\$15,062	\$17,298
	EDUCATIONAL SUPPLIES	\$2,479	\$2,107
	EXPENSE OTHER	\$606	\$440
	MAINT & HEATING SUPPLIES	\$1,437	\$727
	OFFICE SUPPLIES	\$1,511	\$1,599
	OTHER CURRENT CHARGES	\$315	\$70
	OTHER MATERIALS & SUPPLIES	\$195	\$2,986
	PRINTING	\$1,856	\$754
	PURCHASE FOR RESALE	\$249	
	REPAIRS & MAINTENANCE	\$1,125	\$369
	TELEPHONE	\$2,248	\$2,241
	TRAVEL	\$958	\$687
EXPENSE	Sub Total:	\$29,635	\$29,893
OPS	FRINGE BENEFITS	\$304	\$347
	OPS OTHER	\$1,645	\$526
	STUDENT ASST	\$5,067	\$5,574
OPS	Sub Total:	\$7,016	\$6,447
	Department Total:	\$36,651	\$36,340

E & G Expenditures By Budget Category, By Major Object Code

College of Music

Orchestra Education

		2004-05	2005-06
EXPENSE	EDUCATIONAL SUPPLIES	\$90	
	EQUIPMENT & BOOKS	\$487	\$790
	EXPENSE OTHER	\$354	\$271
	OFFICE SUPPLIES		\$127
	OTHER MATERIALS & SUPPLIES	\$51	\$41
	PRINTING		\$44
	REPAIRS & MAINTENANCE	\$28	
	TELEPHONE	\$371	\$359
EXPENSE	Sub Total:	\$1,381	\$1,632
OPS	STUDENT ASST	\$744	\$500
OPS	Sub Total:	\$744	\$500
	Department Total:	\$2,125	\$2,132

SCHOOL OF MUSIC
SCHOOL OF MUSIC TOTAL
C&G & OTHER FUND EXPENDITURES BY BUDGET CATEGORY (2001-02-2005-06)

	2001-02	2002-2003	2003-04	2004-05	2005-06
CONTRACTS & GRANTS					
SALARY	\$ 94,873	\$ 105,549	\$ 115,187	\$ 110,046	\$ 93,051
OPS	\$ 37,398	\$ 11,967	\$ 23,043	\$ 124,791	\$ 183,840
EXPENSE	\$ 5,794	\$ 21,888	\$ 22,379	\$ 20,927	\$ 30,527
OCO	\$ -	\$ 4,755	\$ 10,445	\$ -	\$ -
TOTAL	\$ 138,065	\$ 144,159	\$ 171,054	\$ 255,764	\$ 307,418
AUXILIARY ENTERPRISES					
SALARY	\$ 26,393	\$ 38,899	\$ 42,071	\$ 46,515	\$ 58,003
OPS	\$ 246,582	\$ 250,717	\$ 234,195	\$ 214,159	\$ 238,984
EXPENSE	\$ 62,206	\$ 70,451	\$ 79,194	\$ 331,927	\$ 374,436
OCO	\$ -	\$ 16,203	\$ -	\$ 89,074	\$ 128,402
TOTAL	\$ 335,181	\$ 376,270	\$ 355,460	\$ 681,675	\$ 799,825
CONCESSION FUNDS					
SALARY	\$ -	\$ -	\$ -	\$ -	\$ -
OPS	\$ -	\$ -	\$ -	\$ -	\$ -
EXPENSE	\$ 1,231	\$ 2,739	\$ 3,572	\$ 3,002	\$ 3,578
OCO	\$ -	\$ -	\$ -	\$ -	\$ -
TOTAL	\$ 1,231	\$ 2,739	\$ 3,572	\$ 3,002	\$ 3,578
ALL FUNDS					
SALARY	\$ 121,266	\$ 144,448	\$ 157,258	\$ 156,561	\$ 151,054
OPS	\$ 283,980	\$ 262,684	\$ 257,238	\$ 338,950	\$ 422,824
EXPENSE	\$ 69,231	\$ 95,078	\$ 105,145	\$ 355,856	\$ 408,541
OCO	\$ -	\$ 20,958	\$ 10,445	\$ 89,074	\$ 128,402
TOTAL	\$ 474,477	\$ 523,168	\$ 530,086	\$ 940,441	\$ 1,110,821

SOURCE: OPERATING BUDGETS

2002-03

2003-04

2004-05

2005-06

2006-07

**SCHOOL OF MUSIC
SCHOOL OF MUSIC TOTAL
E&G BUDGET & EXPENDITURES BY BUDGET CATEGORY (2002-03-2006-07)**

BEGINNING OF YEAR E&G OPERATING BUDGET	2002-2003	2003-04	2004-05	2005-06	2006-07
SALARY & BENEFITS	\$ 8,118,009	\$ 8,463,874	\$ 8,846,763	\$ 9,462,868	\$ 9,937,622
OPS	\$ 809,908	\$ 744,107	\$ 710,520	\$ 779,869	\$ 918,923
EXPENSE	\$ 542,950	\$ 474,910	\$ 542,950	\$ 547,950	\$ 628,532
OCO	\$ 50,000	\$ 17,800	\$ -	\$ -	\$ 185,000
SPECIAL CATEGORY	\$ 157,058	\$ 142,558	\$ 171,558	\$ 171,558	\$ 171,558
TOTAL	\$ 9,677,925	\$ 9,843,249	\$ 10,271,791	\$ 10,962,245	\$ 11,841,635

PERCENT INCREASE 2.10% 1.71% 4.35% 6.72% 8.02%

PERCENT OF UNIVERSITY E&G OPERATING BUDG 2.62% 2.58% 2.42% 2.48% 2.53%

END OF YEAR EXPENDITURES & ENCUMBRANCES	2002-2003	2003-04	2004-05	2005-06	2006-07
EDUCATION & GENERAL					
SALARY					
OPS					
EXPENSE					
OCO					

TOTAL

SOURCE: OPERATING BUDGETS
2002-03
2003-04
2004-05
2005-06
2006-07

Name of Program:
Music(Academic)

Quality Enhancement Review
Unit Accomplishment Summary
Instructional Activities
2006-2007

Faculty member	Instructional assignment (%)	Number of organized courses taught (C,D,L)	Total enrollment	Number of individualized courses (G,T,I,O,P,R,S,Z)	Total enrollment	Total instructional contact hours	Total student credit hours	Number of honors courses	Number of thesis/dissertation student committees
ALLEN		12.5	96	1.0	1	20.5	236.0		
BAKAN		10.0	140	12.0	12	27.5	308.0		
BECKMAN		4.0	19	0.0	0	6.0	60.0		
BOWERS		10.5	257	3.0	3	24.0	414.5		
BREWER		10.0	70	18.0	18	38.2	264.0		
BUCHLER		5.0	69	8.0	8	22.0	235.0		
CLARY		13.0	168	3.0	3	28.5	166.0		
CLENDINNING		4.0	67	15.0	15	24.0	273.0		
DARROW		6.0	70	11.0	11	18.0	230.0		
DUNNIGAN		20.0	905	9.0	9	40.0	797.0		
FENTON		13.0	256	8.0	8	23.5	350.0		
FREDRICKSON		4.0	49	0.0	0	4.5	141.0		
GABER		11.0	103	23.0	25	30.0	352.0		
GAREE		4.0	10	2.0	2	15.0	40.0		
GERINGER		4.0	14	0.0	0	12.0	45.0		
GREGORY		16.0	144	1.0	1	39.3	286.0		
GUNDERSON		2.0	10	8.0	8	13.0	73.0		
HODGES		8.0	55	4.0	4	37.0	179.0		
JIMENEZ		14.0	373	9.0	10	29.0	310.0		
JONES		5.3	70	12.0	12	27.0	233.5		
KELLY		11.3	143	11.0	11	47.7	403.1		
KITE-POWELL		12.5	68	6.0	6	19.6	137.0		
KOEN		9.0	140	8.0	8	39.0	346.0		
KRAUS		5.0	86	3.0	3	14.5	240.0		
MADSEN		12.0	119	7.0	7	24.3	357.0		
MATHES		3.5	54	1.0	1	11.0	169.5		
MCARTHUR		4.0	9	6.0	7	7.8	22.0		
OLSEN		22.0	681	10.0	10	38.2	1,993.0		
ROGERS		4.0	58	3.0	3	13.5	185.0		
SEATON		4.0	45	9.0	9	17.0	169.0		
SHAFTEL		4.0	50	13.0	13	23.0	197.0		
STANDLEY		7.0	74	26.0	26	50.5	369.0		
THOMAS		21.0	422	11.0	12	42.2	452.0		
VAN WEELDEN		6.8	66	8.0	8	23.0	314.7		
VON GLAHN		6	29	16	16	22.5	132.0		
WELCH		3	19	4	4	8.2	26.0		
WRIGHT		16	1,497	0	0	24.0	4,491.0		
ZWILICH		0.5	1	0	0	0.5	0.5		
SUM		327.9	6,506	289.0	294	905.5	14,996.8		
MEAN		8.6	171	7.6	8	23.8	394.7		
MEDIAN		6.9	70	8.0	8	23.3	235.5		